

An overview of steps and tools for the corporate real estate strategy alignment process

Citation for published version (APA):

Appel - Meulenbroek, H. A. J. A., & Haynes, B. (2014). *An overview of steps and tools for the corporate real estate strategy alignment process*. Abstract from 21st Annual European Real Estate Society Conference (ERES 2014), Bucharest, Romania.

Document status and date:

Published: 01/01/2014

Document Version:

Accepted manuscript including changes made at the peer-review stage

Please check the document version of this publication:

- A submitted manuscript is the version of the article upon submission and before peer-review. There can be important differences between the submitted version and the official published version of record. People interested in the research are advised to contact the author for the final version of the publication, or visit the DOI to the publisher's website.
- The final author version and the galley proof are versions of the publication after peer review.
- The final published version features the final layout of the paper including the volume, issue and page numbers.

[Link to publication](#)

General rights

Copyright and moral rights for the publications made accessible in the public portal are retained by the authors and/or other copyright owners and it is a condition of accessing publications that users recognise and abide by the legal requirements associated with these rights.

- Users may download and print one copy of any publication from the public portal for the purpose of private study or research.
- You may not further distribute the material or use it for any profit-making activity or commercial gain
- You may freely distribute the URL identifying the publication in the public portal.

If the publication is distributed under the terms of Article 25fa of the Dutch Copyright Act, indicated by the "Taverne" license above, please follow below link for the End User Agreement:

www.tue.nl/taverne

Take down policy

If you believe that this document breaches copyright please contact us at:

openaccess@tue.nl

providing details and we will investigate your claim.

An overview of steps and tools for the corporate real estate strategy alignment process

HAYNES, Barry <<http://orcid.org/0000-0003-3740-4159>> and APPEL – MEULENBROEK, Rianne

Available from Sheffield Hallam University Research Archive (SHURA) at:

<http://shura.shu.ac.uk/9566/>

This document is the author deposited version. You are advised to consult the publisher's version if you wish to cite from it.

Published version

HAYNES, Barry and APPEL –MEULENBROEK, Rianne (2014). An overview of steps and tools for the corporate real estate strategy alignment process. In: 21st Annual European Real Estate Society Conference, Bucharest, Romania, 2014. Henry Stewart Publications LLP.

Copyright and re-use policy

See <http://shura.shu.ac.uk/information.html>

An overview of steps and tools for the corporate real estate strategy alignment process

Rianne Appel–Meulenbroek & Barry Haynes

Abstract

Purpose – Strategic thinking is a continuous process, alternating between thinking, planning and evaluating. Corporate Real Estate Management (CREM) needs to align their strategy and activities to corporate strategy during this entire process that the organisation goes through. Along the way, many different issues need to be considered and tools used to help make the right decisions. This paper aims to provide an overview of the strategic thinking process, and identify important steps to take and possible tools to take them.

Design/methodology/approach – First strategic thinking is discussed and where CREM should start alignment. Then CREM literature on activities of CRE managers and possible tools is assigned to the different steps of the alignment process. Last, an overview is created for CREM in practice to improve strategic thinking and alignment.

Findings – CREM research has identified and created many tools for CREM practitioners to work towards alignment. However, an overview of how to proceed with alignment during the entire strategic thinking process was lacking. This paper contains a first attempt to make such an overview.

Implications – This overview of steps and tools to reach alignment can be used by CREM practitioners to discuss alignment with general management. Hopefully, this helps with receiving more strategic attention and the promotion of CREM departments towards strategists in the CREM evolution.

Originality value – Studies on alignment of CREM with corporate strategy tend to focus on one phase of the alignment (either initial alignment or performance management). This paper extends the alignment strategy from initial alignment towards implementation and evaluation, covering the whole process cycle. Also, it provides an overview of existing tools and methods to use.

Keywords

CREM, alignment, strategic thinking, tools

Introduction

In today's knowledge economy, the specialisation of employees has increased the necessity to network and share knowledge. This networking has led to a growing complexity of organizations and the need to put more effort in tuning different business functions. Corporate Real Estate Management (CREM) is one of these business functions that receives an increasing amount of attention. Where, previously, it was considered to be a big (financial) burden, now CREM is working towards an alignment of their efforts with the central organisational strategy. Because of the immobile character and often long-term commitments that accompany CRE this alignment is not as easy as it sounds.

In the past, Corporate Real Estate (CRE) decisions were made ad hoc and without consultation and coordination with other important business units, such as human resources, technology, capital and communication¹. A survey of 59 leading organizations that questioned the relationship of CREM with the other business functions² showed that in more recent years still only 40% of the respondents collaborated routinely with HR, IT and finance. Also, another study (in organizations from New Zealand) showed that 80% of CRE managers indicated that real estate decisions were dominated by consideration of immediate business needs and not by strategy³. And only 55% of these respondents thought their property plan was well (or highly) aligned with corporate strategy. So, it appears that CREM practitioners are indeed having problems achieving alignment and coordination. Also, their judgement about alignment might not reflect actual or potential alignment⁴.

As De Vries⁵ has shown, ignoring CRE does not only prevent an organisation from obtaining its potential benefits, but can even have a negative effect on the organisation. CRE is a costly resource, often the second largest behind labour cost⁶. Maybe therefore, it is still reducing costs that is aspired most⁷. But is cost reduction the best strategy? This (previous) focus on unit costs and building condition rather than overall costs and business outcomes is said to be the reason that CREM still keeps failing to capture full strategic attention⁸. To be able to coordinate with other resources in current dynamic times, CREM needs to be at the strategic table.

Since companies can follow many different corporate strategies, achieving alignment means choosing an adequate CRE strategy to help support corporate goals. But *"... many CRE departments lack the tools and training to effectively identify, shape and execute the broader business strategies that would ultimately deliver the most business impact."*⁹. Previous academic research has looked into strategic alignment at the strategic level, but the models that have been developed vary in completeness and appear too difficult to be employed in practice¹⁰. Academics have also tried to provide CREM practitioners with more practical tools specifically aimed at steering performance management away from a pure cost focus¹¹. But what is still missing, is an overview of steps to take (and specifically the tools that can be used to take them successfully) to achieve alignment and implement an aligned strategy in practice. And as Heywood¹² states, an *"informed, flexible adaptive practice to operate as a CREM professional in doing CRE strategic alignment"* may be most needed by CREM practitioners. This paper will attempt to provide such an overview to help CREM in practice go through the alignment process.

The first section of this paper shortly describes theory on strategic thinking and alignment of CRE. Next, different tools for the necessary alignment steps are discussed for the entire strategic planning phase. The paper ends with conclusions and recommendations, containing an overview of tasks to undertake when seeking alignment.

Strategic thinking and alignment of CREM

Strategy comes from the word *stratēgōs*, which means a general. The field of strategic management contains a lot of military words, like objectives, mission, strengths and weaknesses¹³. This field started to professionalise in the 1950s with long range planning of demand. The increasing volatility of organisations (in the 1960s and 70s) demanded strategic planning, evolving in the 1980's into strategic management. At that time, it became clear that a strategy continuously needs evaluation and adjustment. For the same reason, the alignment of the CRE strategy with the organisational strategy also needs to be monitored.

Ramakers¹⁴ and Heywood¹⁵ compared studies on the alignment of CRE. Heywood compared 10 models and Ramakers 8, of which only 3 models are discussed in both papers. Most of the models date from the 2000's, so alignment has only recently received increased attention from academics. Heywood abstracted 15 components from the models he compared, that should be present in a complete strategic CRE alignment model. He concluded that none of the existing models included all these necessary components and that some of the models are too real estate-centric.

Two important components of an alignment model are the corporate strategy and the CRE strategy (formation). Ramakers specifically looked at these two components when she compared 8 alignment models and concluded that these studies show concordance in their lists of possible real estate strategies. Nourse and Roulac¹⁶ were the first to determine CRE strategies. Their work has been embraced by some others¹⁷. Around that same time De Jonge¹⁸ published a list of CRE strategies, that has been embraced by some European academics¹⁹. Lindholm, Gibler and Leväinen combined both lists, because they covered almost the same goals, leading up to a complete overview of 7 CRE strategies. These strategies show that although the main goal for CRE might always be to limit these costs, the focus appears to be moving towards a cost/benefit ratio²⁰. And 'benefit' in this ratio should be seen as a broader term, than just direct or indirect return on investments in real estate. Lindholm, Gibler and Leväinen²¹ identified five additional (output-related) ways in which CREM can add value to the organisation. Besides direct return ('Reducing costs') and indirect return (increase in the 'Value of assets'), these are 'Promoting marketing and sales', 'Increasing innovation', 'Increasing employee satisfaction', 'Increasing productivity' and 'Increasing flexibility'.

Up till now, the alignment process depends mostly on expert knowledge which is not available in less strategically managed CREM departments. This makes it hard for CREM to prove added value of alignment. Ramakers²² also concluded, that looking at the corporate strategies, only half of the studies based their corporate strategies on previous work²³, while the others 'make

up' their own list. Because of this, the lists used to determine the corporate strategy differ greatly. This makes identifying a clear alignment even more difficult for CREM, and thus also to prove added value.

With regard to added value, already in classic economic theory in the 19th century, a distinction was made between exchange and use value. With the former, the focus lies on cost (difference between output and input), so reducing cost by increasing efficiency leads to added exchange value. The latter focuses on the output: *"qualitatively different and improved output by increased effectiveness leads to added use value"*²⁴. This distinction can also be projected on the ways CREM can add value. CREM can deliver added exchange value (efficiency) through 'Reducing costs', 'Increasing the value of assets' and 'Increasing flexibility'. Added use value (effectiveness) should be sought through 'Increasing innovation', 'Increasing employee satisfaction', 'Increasing productivity' and 'Promoting marketing and sales'. While exchange value lies fully within the expertise field of the CRE manager, he definitely needs to tune with other business functions to be able to deliver use value (e.g. human resources, research & development, marketing & sales). The effect of CRE(M) on the organisation's effectiveness is indirect and thus cannot be isolated from other variables²⁵ which makes it harder to prove the relevance.

Ramakers suggested placing the alignment of CRE in the strategic thinking map of Swayne, Duncan and Ginter²⁶, who distinguished between strategic thinking, strategic planning and strategic momentum (see Figure 1). For a long time real estate was seen as a 'support strategy', that was determined at the time of planning the implementation of corporate strategies. Ramakers argues for it to be placed under the 'directional strategies' that are part of the initial strategy formulation. This is where the mission, vision, values and goals of an organisation are determined, and that is what CREM needs to support and be aligned with. Also, she recommends continuing the alignment further along the strategic thinking map towards the implementation and evaluation.

Comparing the strategic thinking map with the 15 components of a complete CRE alignment model according to Heywood²⁷, this map appears to be able to cover all of them. Therefore, in this paper we will use this map to extend alignment from 'Strategy formulation' into 'Planning the implementation' and also to support the preparation of alignment during the 'Situational analysis'. The paper describes possible tools and existing studies for this entire strategic planning box of the strategic thinking map, to make application in practice easier. The next 3 sections will discuss each step within this box separately.

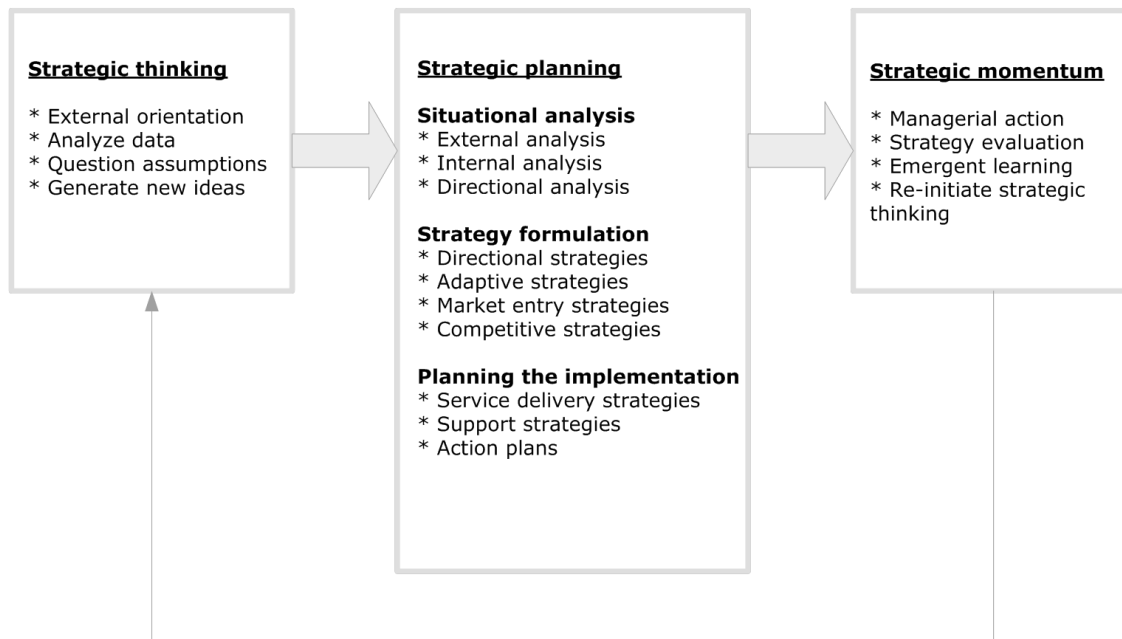


Figure 1 Strategic thinking map (Swayne, Duncan and Ginter, 2006)

Situational analysis

Most recent studies on alignment of CRE strategy focus on the 'directional strategies' part of strategy formulation. But as visible in the map, the first step of strategic planning should be a situational analysis. One of the major challenges for CRE managers is to create a property portfolio that not only supports the organisations current business activities, but is also adaptable and flexible enough to meet the needs of the future business requirements. This requires the CRE manager to predict or forecast future requirements based on best knowledge and analysis at this current moment in time. It is essential that the context in which CRE decisions are made is established. It is therefore important to understand how the business environment is changing from both an organisational viewpoint and also from the wider trends in CRE.

CREM requires tools and techniques to allow them to elevate the alignment of the CRE portfolio with the strategy of the organisation. One such technique is the CREAM strategic alignment model as shown in figure 2²⁸. The model presented in figure 2 proposes that for corporate real estate to be aligned with corporate strategy then all components need to be in alignment with each other. The 10 P's in the model can be used to evaluate the current alignment, or misalignment, of CRE with the corporate strategy. The 10 P's are as follows:

Planet. This component relates to the organisation's sustainability and corporate social responsibility.

Position. The position component evaluates the business environment in which CRE decisions have to be made.

Purpose: This component relates to the future direction to the organisation. It includes the aims and the objectives of the business. In addition, this component includes a clear understanding of the company mission or vision statement.

Procurement. How real estate is procured can have a direct impact on the business performance of the organisation.

Place. The place component can relate to both external and internal components.

Paradigm. It is essential that the CRE manager understands the beliefs and values of the client organisation.

Processes. To ensure that the CRE manager provides the right building with the right kind of workplace then consideration needs to be given to the work processes undertaken in the organisation.

People. To ensure the optimum match between real estate provision and organisational needs for space is achieved the CRE manager needs to establish the occupier perspective through identifying the needs and preferences of office workers.

Productivity. The CREAM alignment model proposes that optimum productivity of office occupiers can only be achieved when the workplace supports the organisational purpose and culture, the work processes and the individual needs and preferences of the office occupiers.

Performance. To move the debate away from cost reduction it is important that the CRE manager can demonstrate performance in other metrics than just cost/m².

One of the P's in the model, Position, specifically relates to the situational analysis of the business environment. To assist the CRE manager there are a number of strategic analytical techniques that can be used to help to establish the potential changes in the business environment. These traditional techniques include PESTEL and SWOT analysis. In addition to these traditional approaches there is a more contemporary approach which includes scenario planning.

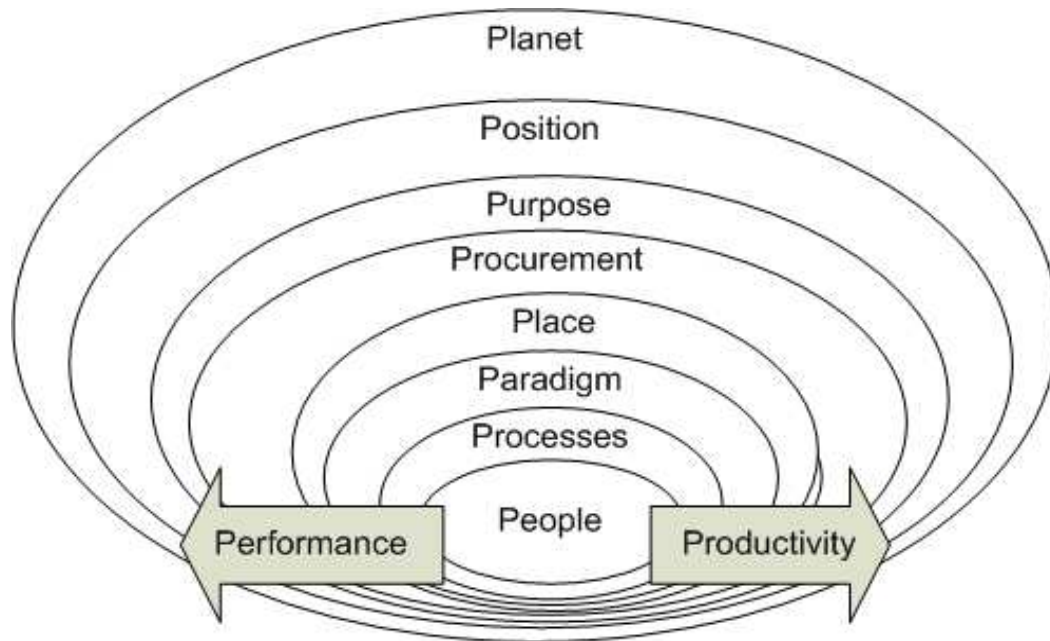


Figure 2 10 P's for a situational analysis for strategic alignment (Haynes, 2012)

The PESTEL analysis allows the CRE manager to identify trends and drivers for change that are external to its specific organisation but may have an impact on the CRE decision-making process. The CRE manager can systematically evaluate each of these subcomponents of the pestel analysis with the aim of identifying specific drivers that may impact on CRE. Therefore, the PESTEL analysis offers a structured way of identifying the following external factors²⁹:

- **Political** - this includes the impact of government policy and regulation. Changes in planning policy may have a direct impact on future real estate strategies.
- **Economic** - this relates to changes in interest rates, exchange rates and availability of money supplies. An important consideration when considering property procurement.
- **Social** - this embraces the changing workplace demographics which include population growth. Also included are issues relating to cultural differences and an ageing population which need to be considered when considering workplace design.
- **Technological** - includes factors that enable organisations and employees to use technologies to enable them to be more productive and profitable.
- **Environmental** - embraces factors that relate to energy efficiency, recycling, and sustainability. Links directly to sustainable developments and green buildings.
- **Legislative** - the factors that create the legal boundaries in which organisations have to work. For example, current lease accounting changes could impact CRE decision making.

A SWOT analysis then allows the CRE manager to link the external drivers for change more directly to their own property portfolio. The external drivers for change are captured as opportunities and threats whilst the strengths and weaknesses can relate directly to the property portfolio. The swot analysis allows the impact of the external factors to be evaluated against specific properties. In fact a swot analysis could be conducted on each individual property in the property portfolio as a way of establishing the suitability of the property to the external trends that are driving CRE. Undertaking such a portfolio review could lead to strategic decisions as to which properties best align to both current and future business requirements.

The last tool in this section is called scenario planning. Scenario planning is sometimes referred to as “thinking the unthinkable”. This acknowledges the fact that the future may not be a linear extrapolation of the current circumstances. This gives CRE manager the freedom to consider possible future scenarios. A useful definition is provided by Wight and Cairns³⁰: *“Scenario thinking can facilitate ‘vigilance’ in strategic thinking – in that alternative futures are thought through and strategic options can subsequently be evaluated against these futures. The process of scenario thinking enhances the evaluation and integration of information and promotes contingency planning for unfolding of both favorable and unfavorable futures.”* The scenario planning process is usually started by a strategic question. Following such a question, a number of stages are followed to identify major trends which are then evaluated for levels of impact and degree of certainty, according to Wright and Cairns. From this a number of different scenarios can be created which can be evaluated against future CRE strategies.

Strategy formulation

Organisations can identify their corporate directional strategy, based on the information gathered during the situational analysis. Then the most suitable CRE strategy to support the corporate strategy has to be chosen. Ramakers³¹ compared 8 studies that have developed a model for aligning CRE strategies to directional strategies at the corporate level. According to her, the most complete and useful alignments are made by Nourse and Roulac and Scheffer, Singer and Van Meerwijk³². Because they use clear and relevant lists of both corporate and real estate strategies, they cover the entire step of strategy formulation in the map. Both methods indicate for each possible pair of strategies whether they should be aligned. Comparing both tools, it is clear that the authors basically make the same alignments. Nourse and Roulac take an extra step, because they also value the strength of each alignment pair (see Figure 3). Not every CRE strategy can deliver the same impact on a corporate driving force, so they distinguish 3 impact levels. Primary (P) means a strong alignment between this driving force and the CRE strategy, and thus optimal contribution to the business. Secondary (S) is the next best way to support a driving force, and tertiary (T) the third (NA= Not applicable). As Heywood³³ later confirmed, this model is currently prevailing

| Real Estate Strategies | Driving Force | | | | | | | | |
|-----------------------------------|-----------------|--------------|------------|---------------------|----------------|------------------------|-------------------|--------------|----------------|
| | Product Offered | Market Needs | Technology | Production Capacity | Method of Sale | Method of Distribution | Natural Resources | Size/ Growth | Return/ Profit |
| 1. Reduce costs | P | T | S | T | P | S | T | T | P |
| 2. Increase flexibility | T | P | P | NA | NA | NA | NA | S | S |
| 3. Increase employee satisfaction | T | T | P | P | T | S | T | S | T |
| 4. } Promote marketing/sales | S | S | S | S | S | P | S | P | S |
| 5. } | S | P | S | S | P | P | S | P | S |
| 6. Increase productivity | P | S | S | P | S | P | P | S | S |
| 7. Increase innovation | S | S | P | S | T | T | S | S | S |
| 8. Increase value of assets | NA | NA | NA | NA | NA | P | P | S | P |

Figure 3 Alignment with directional strategies according to Nourse & Roulac (1993), Real Estate Strategies renamed by authors to match terminology used in this paper

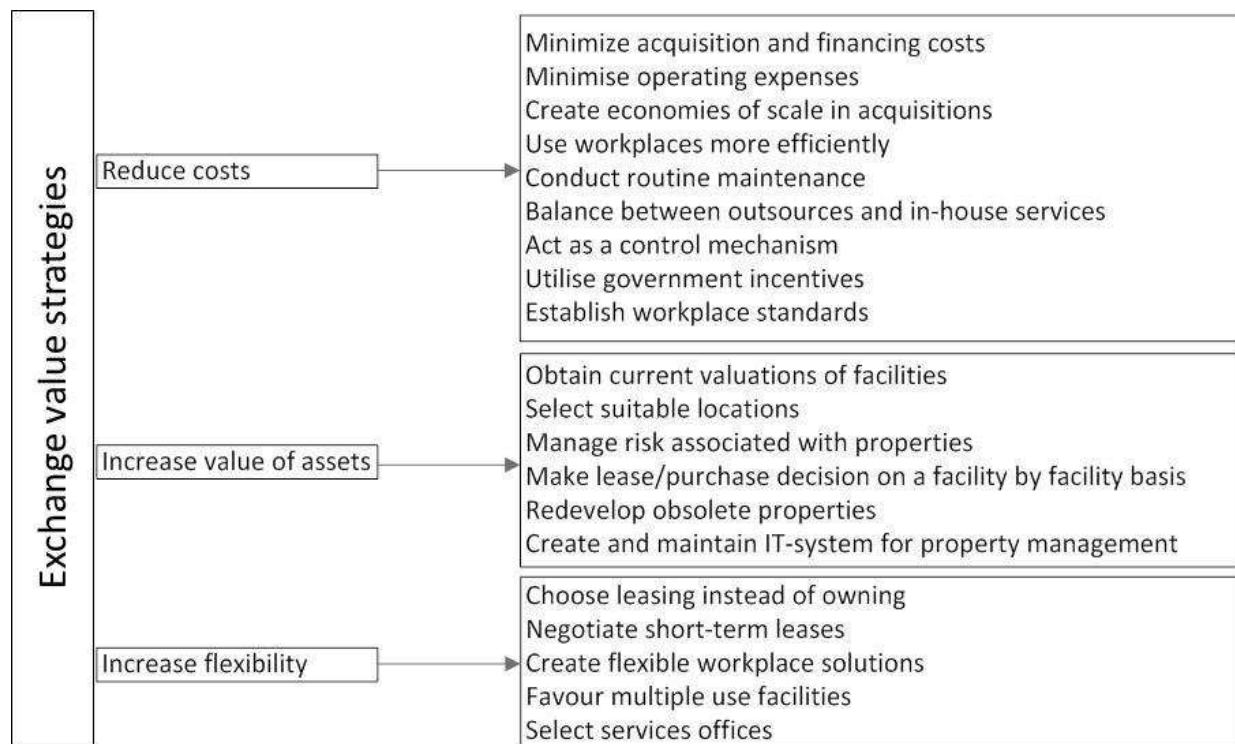
Although the process of aligning strategies seems clear and elaborate, the alignment itself remains questionable in all studies compared by Ramakers. It is not clear why certain strategies should be aligned, and why others not, nor what determines the strength of an alignment. Although both studies selected as the best of their kind found similar results, the alignment appears to have been based on intuition instead of research evidence. Also about Ramaker's own attempt to find a clear alignment mechanism between corporate and CRE strategies (focusing on the Dutch care sector), she concluded that although the process of determining the alignment is clear, it does not provide a univocal, indisputable alignment. So, more academic research into this alignment step is necessary for practitioners to be able to start using such models.

Awaiting such future research, this overview can be used by CREM to see which CRE strategies match the driving force(s) of their organisation, and thus it can help choose the best CRE strategy. Most likely, as similarly explained in the driving forces theory, there will not be one single CRE strategy that matches corporate driving forces. The information from the situational analysis can (and probably will) point at a few relevant CRE strategies to pursue. In light of past behaviour and the current crisis, occupancy cost minimisation will for example be relevant for most organisations. But that does not mean that some of the use value strategies should be overlooked. It will depend on the stakeholders within the organisation which strategy is most important for them. Cost minimisation might be desired within the scope of a CFO, while employee satisfaction matches the focus of HRM. CREM should prioritise between the different stakeholders and their focus, to determine which CRE strategy will be the most important and which one(s) subordinate(s). During the next step of the strategic thinking map, it will become clear whether the chosen combination of CRE strategies can be jointly pursued, or that they call for opposing CREM actions.

Planning the implementation

Once a directional strategy is chosen, the next step in the strategic thinking map calls for CREM to plan the implementation and form action plans. To assist the CRE manager, a number of frameworks from academic research will be discussed, which were based on the list of possible CRE strategies. These include an overview of possible actions and relevant CRE aspects to think about when deciding on real estate interventions. Also the setup of the CREM department and competitor analysis are discussed, as these can influence alignment as well.

Lindholm³⁴ developed a model (see Figure 4) that gives directions for each strategy on possible actions to take. As can be seen, the directions in this model are very general and CREM will have to decide how to proceed with these actions. The actions suggested to implement exchange value strategies are more explicit for CRE managers, as they use their language and terminology, relating to costs, leases and property. But the use value strategies mostly ask for actions with regard to location and building/workplace choices and remain more tacit. What are “facilities that allow innovative processes” (increase innovation) or “locations that attract customers” (promote marketing & sales)? These actions remain vaguer, because they do not only depend on the CRE characteristics, but also on the unique characteristics of the primary process of the organisation itself. Therefore, CREM should seek collaboration with the relevant persons and stakeholders within their client organisation to make these actions more clear.



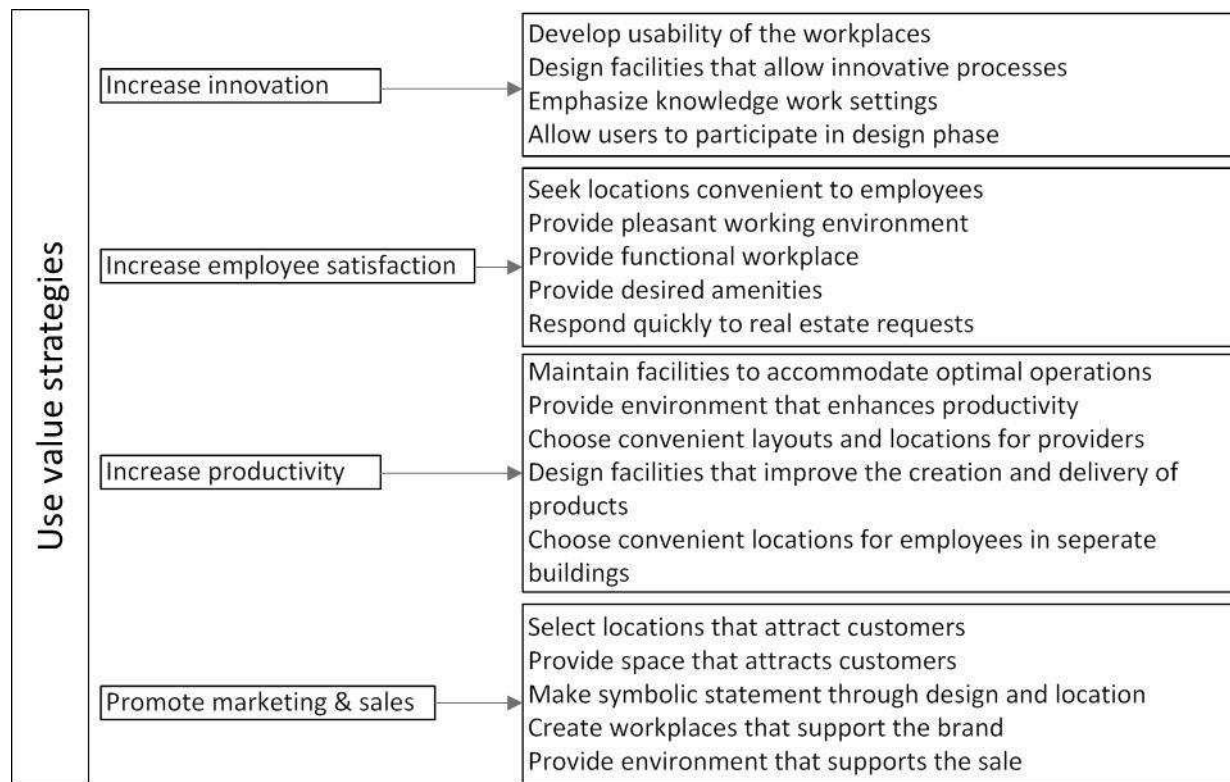


Figure 4 CRE strategies and possible actions (Lindholm, 2008), distinction exchange/use value is added

Many structural, installations and location aspects can be identified as relevant for achieving a certain CRE strategy, and should thus be discussed in meetings with these internal stakeholders. Feijts³⁵ performed an extensive literature study on which CRE aspects have been proven to have an effect on an organisation. He identified 38 relevant publications of empirical studies, frameworks or experiences from practice. The authors behind these studies belong to several different research areas, like ergonomics, environmental psychology, facility management, logistics, engineering, sustainability and indoor environments. This explains why CREM has such a difficult task, because ideally CREM would need to have knowledge on all these different areas of expertise. The 10 P's model mentioned under the situational analysis demonstrates a need for a crossing of professional boundaries to offer a truly strategic alignment solution. Skills required are very diverse, like business analysis, property procurement, facilities management and workplace psychology.

From these 38 studies, Feijts compiled a list of 51 CRE aspects that were proven to have an effect on organizational performance. The aspects are grouped by Feijts into the categories structural, installation and location aspects. In a follow-up paper, Appel-Meulenbroek & Feijts³⁶ have identified how specific structural aspects could be used to implement specific CRE strategies. An X in Table 1 means that at least one academic study has proven an impact of this CRE aspect related to this CRE strategy. For the structural aspects Appel-Meulenbroek & Feijts identified 3 groups of aspects that can be distinguished with regard to their potential impact on the different CRE strategies (see the 3 large boxes drawn in Table 1):

- The way the building is constructed (e.g. orientation, material properties, grid), with a possible impact on the exchange value strategies (organisational flexibility, –costs and value of assets).
- The design of the personal workspace (e.g. ergonomics, materials) and the individual control, with a possible impact on the use value strategies (employee satisfaction, productivity, innovation) and through this also on costs.
- Building form (representativeness and aesthetics) and layout, with a possible impact on all 7 strategies.

In that paper, also installation and location aspects are summed up, but these are not related to the CRE strategies. This can be done however, as shown by Appel-Meulenbroek³⁷ (see also Table 2). This table shows how the characteristics and individual control of installations is relevant for all CRE strategies. The location aspects (parties, accessibility and environment) each show their own impact:

- Proximity of other parties, relevant for the added use values and for reducing costs.
- Accessibility, related to all strategies.
- Environmental influences, mainly determining the value of assets, and image/sustainability.

CREM could take up the aspects from both tables during their discussions with the different stakeholders, and thus make the actions to undertake from Figure 4 more clear and explicit.

| Structural Aspects | | Exchange value CRE strategies | | | Use value CRE strategies | | | |
|--|---|--|----------------------------|-----------------|-------------------------------------|-----------------------------|---------------------------|---------------------|
| | | Organisational costs | Organisational flexibility | Value of assets | Employee satisfaction | Organisational productivity | Organisational innovation | Marketing and sales |
| Building orientation + expanding possibilities | Building location and orientation | X | | | | | | |
| Building age | Building age | X | | X | | | | |
| Construction type | Construction type | | X | X | | | | |
| Detailing of elements and connections | Minimal connection of elements | | X | X | | | | |
| Building height + volume | Floor height | X | X | X | | | | |
| Spatial characteristics and flexible elements | Fixation/mobility of elements | X | X | X | | | | |
| Standardisation of elements | Standardisation of elements | X | X | X | | | | |
| Materials, forms and colours (building + floor + workplace) | Material properties (e.g. reflection, insulation) | X | | | | | | |
| | Construction characteristics and details | X | x | X | | | | |
| | Grid dimension + free spanning distance | | X | X | | X | | |
| | Ergonomics of workplace | X | | | X | X | | |
| | Materials, finishing | X | X | X | X | X | X | X |
| Control of environmental characteristics (floor + workplace) | Control of auditive/visual privacy | X | | | X | X | X | |
| | Control of indoor climate | X | | | X | X | X | |
| | Emission of/reservoir for harmful substances | X | | | X | X | | |
| Amount of glass in façade | Amount of glass in façade | X | | | X | | X | |
| Building form | Representativeness | | | X | X | | | X |
| | Aesthetics | | | X | X | X | X | X |
| Room/workplace layout | Individual workplace layout | | | | X | X | X | |
| Floor layout | Floor layout | X | X | X | X | X | X | |
| | Position of facilities | X | X | X | X | X | X | |
| | Accessibility | X | X | X | X | X | X | X |
| Building depth/width | Building depth/width | X | X | X | | X | X | |
| Building layout + total amount of square meters | Building layout | X | X | X | X | X | X | X |

Table 1 Structural aspects' influence on CRE strategies¹ (Appel-Meulenbroek & Feijts, 2007)

¹ For the empty places in these tables no studies were found that have proven the relevance of this aspect for this particular strategy. This does not mean that there might not be a relationship proven by future research.

| <u>Installations and location aspects</u> | | Exchange value CRE strategies | | | | Use value CRE strategies | | |
|---|--|----------------------------------|----------------------------|-----------------|-----------------------|-----------------------------|---------------------------|---------------------|
| | | Organisational costs | Organisational flexibility | Value of assets | Employee satisfaction | Organisational productivity | Organisational innovation | Marketing and sales |
| Installations | Characteristics and individual control | X | X | X | X | X | X | X |
| Location | | | | | | | | |
| Parties | Proximity of labour market | X | | | | X | | X |
| | Proximity of selling market | X | | | | X | | X |
| | Proximity of suppliers/sources | X | | | | X | X | X |
| | Proximity of related organisational departments | X | | | | X | X | |
| | Proximity of collaboration parties | X | | | | X | X | |
| | Presence of supporting facilities | | | | | | X | |
| Accessibility | Logistic infrastructure (airports, highways, railways)/accessibility | X | | X | X | X | | X |
| | Facilities on site (e.g. parking) | | | | X | | X | X |
| | Extension possibilities | | X | | | | | |
| Environmental influences | Sources of noise | | | X | | | | |
| | Charisma/image location and environment | | | X | | | | X |

Table 2 Installation and location aspects' influence on CRE strategies (Appel-Meulenbroek, 2014)

Once the 'ideal' structural, installations and location aspects have been discussed and determined, the current CRE portfolio should be evaluated on the most important aspects for the chosen CRE strategies.

Last, but not least, the management style and setup of the CREM department also determine which added value can be provided (e.g. being pro-active, using economies of scale). So CREM has to make decisions on both these matters at this stage too. Just like there is no one CRE solution for all organisations, there is also no one optimal CREM form. This depends on the chosen CRE strategy³⁸. By studying eight cases (all large and mature multinational production

companies), Frederix showed that specifically the degree of (de)centralisation of the CREM team and the management form (cost centre versus a separate business unit) determine whether certain CRE strategies can be implemented. Together with the level of outsourcing and the CREM organisational structure, these aspects determine how much knowledge CREM has of the primary process and stakeholders of the client organisation. Table 3 shows how (in these cases) the design variables are related to certain CRE strategies (increasing employee satisfaction and innovation were not taken up in Frederix's overview). What can be concluded from Frederix's study is that the degree of centralisation relates to almost all strategies. Marketing & Sales strategies benefit from a more central management, while employee productivity is best managed through a more geographical decentralised structure (Frederix, 2005). Probably, a geographical decentralised CRE structure could also relate to localised solutions by CRE managers really understanding occupiers' needs and preferences for their workplace solutions. The degree of concentration of CREM activities can also support certain strategies according to Frederix. The value strategy is mentioned to benefit from a separate strategic and operational level, while flexibility thrives in a combined setting. With regard to management form, the value strategy benefits if CREM is given authority to decide on investments and expenses, but flexibility and productivity are supported better when CREM is seen as business unit that has to compete with external providers. These results are not a precondition for alignment, but do make it more likely that this CRE strategy can be reached optimally, according to Frederix. And thus the overview can help CREM practitioners with decision making.

| | Degree of centralisation | Concentration of activities | Scale/use of outsourcing | Management form |
|-----------------------------|--------------------------|-----------------------------|--------------------------|-----------------|
| Reducing costs | x | | | |
| Increasing value | x | x | | x |
| Increasing flexibility | x | x | | x |
| Increasing productivity | x | | | x |
| Promoting Marketing & sales | x | | | |

Table 3 Organisational design versus CRE strategies (Adapted from Frederix, 2005)

Frederix stated that the amount of outsourcing is not related to certain CRE strategies, but only to economies of scale and quality. However, that does make it important to establish what competitor analysis means in the context of CRE. As CRE moves to offering a range of different procurement options from freehold, leasehold and fully serviced offices there are also different levels of interaction with external service providers. Therefore, competitor analysis could be seen on two distinct levels.

1. Competition between in-house and outsourced service provision. In this level of analysis a CRE manager may wish to compare themselves against best in class customer focused landlords. In this way they can establish how well their in house provision compares.
2. Competition between external service providers. If the CRE procurement option is to choose an outsourced serviced provider then competition exists between potential

suppliers. It is therefore essential that the CRE manager undertakes a competitor analysis to establish which service provider best matches their need for property provision. In addition, it is also important to evaluate potential service providers as partners so that the changing demands of the property portfolio can be continually met. Research was undertaken by CoreNet Global which aimed to establish the demands for CRE in 2020. This research identified one of the major trends as being service delivery and outsourcing. One of the outcomes of this research was the following bold statement: *“Real Estate business objectives and goals will become more integrated with procurement and, therefore, more sophisticated and complex.”*³⁹. This quote illustrates the increasing complexity of procurement options and therefore increasing importance that competitor analysis will play in evaluating those options.

Conclusions and recommendations

In general, studies on alignment of CREM with corporate strategy tend to focus on one phase of the alignment; either initial strategy alignment at an abstract level or (operational) performance measurement at the end of the strategic thinking process. This paper tried to give insight in the alignment strategy from initial alignment with a situational analysis towards planning the implementation by introducing the strategic thinking map. Previous CREM research has identified and created many tools for CREM practitioners to work towards alignment. Assigning the existing tools and frameworks to the steps in the strategic thinking map created the checklist below with 12 tool-supported steps that may guide CRE practitioners on their quest for CRE alignment. During all 12 steps it is essential to include general management in prioritising by discussing both exchange and use value that can be added. Hopefully, this will help with receiving more strategic attention and the promotion of CREM departments towards strategists in the CREM evolution.

The alignment process should start with a situational analysis. This could be done by:

1. Undertaking a PESTEL analysis for your organisation to establish key drivers affecting your business. Ensure that representatives from the strategic management team and the real estate team are present.
2. Converting the drivers into the ten most significant key issues in the environment for your business.
3. Undertaking a SWOT analysis for all your real estate assets.
4. Loading the strengths and weaknesses onto a grid and comparing them to the issues in the environment. This should reveal the most significant opportunities and threats and inform the CREM alignment strategy.
5. Considering scenario planning techniques where your business environment is especially volatile.

Then strategy formulation should take place, which is a conversion process, as it converts corporate directional strategies into CRE strategies in 2 steps

6. Transform the situational analysis into driving forces, and prioritise which driving force(s) is/are most important.

7. Use the overview in Figure 3 to determine which CRE strategies are most important for your organisation. Keep priorities and the different stakeholders in mind.

Although this phase of strategic planning has been studied the most with regard to CRE alignment, the tools that have been created remain very tacit and require expert knowledge. This could prevent their use in practice. Apparently, there is still no clear mechanism of identifying and prioritising how CRE strategies line up to corporate directional strategies. Further academic research in this area would thus be very welcome.

Planning the implementation is the last phase of strategic planning. Again several steps can be taken to walk through it:

8. Identify possible actions that could benefit the CRE strategy (or strategies) that you have selected (from Figure 4).
9. Discuss relevant CRE aspects (Table 1 + Table 2) with the stakeholders in your client organisation to make these actions more explicit.
10. Evaluate the current CRE portfolio on these CRE aspects and identify possible interventions to increase alignment and thus added value.
11. Reconsider whether the current setup of the CRE department is the best way to implement and maintain the chosen CRE strategies.
12. Perform a competitor analysis to decide on how to best provide CREM and its services to the client organisation.

The tools and framework for this phase of strategic planning help CRE practitioners identify possible actions and how to implement these actions. But they still lack support for identifying priorities of these actions. Further research on this process of prioritising within organisations could be very interesting. Also, more research on added use value is necessary to be able to implement real evidence based design into portfolios.

The strategic thinking map does not end there, nor does the alignment of CREM. During the strategic momentum phase the actions must be undertaken and also need to be evaluated to learn from the process through post occupancy evaluations. A lot has been published on performance measurement to make sure that the goals behind the strategy formulation are achieved after the implementation. With regard to exchange value, this performance measurement is usually efficiency driven. This means it is largely within the control of the CRE department but will also predominantly take place at the operational level. Unfortunately, this is often not the place where added value is proven, but where costs are justified. To talk about adding use value, performance measurement should focus on effectiveness as well. This requires the interconnection between CRE and corporate strategy and therefore portrays full strategic alignment.

As Bon⁴⁰ stated: *“The information available to an organization concerning its “good” and “bad” buildings is invaluable in guiding both new construction projects and repair and reconstruction projects. As the real property portfolio of each organization differs considerably from any other portfolio, each organization needs to develop and maintain a database with information specific to that organization.”* Only then, the iterative nature of the strategic thinking map can be used to its full potential. As the first box of this map (“strategic thinking”) shows, analysing data and

questioning previous assumptions will generate new ideas, both on the corporate as the CRE level. So as Heywood mentioned, perhaps it is not as important to get the alignment exactly right (as things will change anyway) then to adopt a strategic mind-set. Strategic management is a continuous process during which tools will have to be re-used again and again, until CREM obtains such a strategic mindset and CRE strategy alignment becomes evident and natural for general management as well.

As Tay & Liow⁴¹ pointed out: "...firms are still very much focused on short term performance. Where benefits are uncertain and some length of time is required before rewards are reaped (e.g., investing in innovative CREM tools), firms tend to be more reserved." This statement is a clear example of the challenge that CRE managers face. The traditional method of procuring real estate or even vacating current real estate can be lengthy, dependent on whether the real estate is freehold or leasehold. The concept of time lag and the tension between real estate supply and organisational requirement is acknowledged by Todd & Hargis⁴²: "The time delay between business demand and delivery of the solution is huge. This speaks to the need for agility. The line of business often wants to see the financial impact now, but CRE often can't do it that quickly". A solution proposed by Todd & Hargis, to help give the CRE manager the flexibility and agility to respond to changing business demand, is to shift from owned real estate to a model of real estate on demand. This approach would require working with third parties to provide their real estate needs.

However, to ensure that any time delay is minimised as much as possible the on demand real estate would have to be fully integrated into the evaluation of the total real estate portfolio. In addition, the strategic thinking map with the CREM tools needs to be used as early in the alignment process as possible. Only then CREM can reach its full potential for adding value.

¹Gibler, K.M., Black, R.T. & Moon, K.P. (2002). Time, Place, Space, Technology and Corporate Real Estate Strategy. *Journal of Real Estate Research*, 24(3), 235-262.

²Bouri, G.G., Acoba, F.J. & Wu, P. (2008). Organizational design: Leading practice considerations for corporate real estate. *The leader*, 7(4), 14-24.

³McDonagh, J. & Nichols, G. (2009). Business strategy and property strategy – How strong is the linkage? *Journal of Corporate Real Estate*, 11(4), 213-228.

⁴Heywood, C. (2011) Approaches to aligning corporate real estate and organisational strategy, *proceedings of the 18th ERES conference*, June 15-18, Eindhoven, Netherlands.

⁵De Vries, J.C. (2007). *Presteren door Vastgoed*. Doctoral dissertation, Delft University of Technology, the Netherlands.

⁶Pole, S & Mackay, D. (2009). Occupancy cost reduction: Proven techniques for these tough times. *The Leader*, 8(4), 12-17.

⁷De Vries, J.C., De Jonge, H. & Van der Voordt, T.J.M. (2008). Impact of real estate interventions on organisational performance, *Journal of Corporate Real Estate*, 10 (3), 208-223.

⁸Price, I., Ellison, I. & MacDonald, R. (2009). Practical post-modernism: FM and socially constructed realities. *Proceedings EFMC 2009 research symposium*, June 16-17, Amsterdam, the Netherlands.

⁹Sharp, D. (2013). Risks ahead: the transformation of the corporate real estate function. *Journal of Corporate Real Estate*, 15(3/4), 231-243.

¹⁰ Heywood (see 4)

-
- ¹¹Lindholm, A-L & Nenonen, S. (2006). A conceptual framework of CREM performance measurement tools, *Journal of Corporate Real Estate*, 8(3), 108-119.
- ¹² Heywood (see 4)
- ¹³Swayne, L.E., Duncan, W.J., & Ginter, P.M. (2006). *Strategic management of health care organizations*. Oxford, UK: Blackwell Publishing.
- ¹⁴Ramakers, Y. (2008). *Strategic alignments in the care sector*. Master thesis, Eindhoven University of Technology, the Netherlands. (see also Appel-Meulenbroek, R., Brown, M.G. & Ramakers, Y. (2010). Strategic alignment of Corporate Real Estate. *Proceedings of the 17th ERES conference*, June 23-26, Milan, Italy.)
- ¹⁵ Heywood (see 4)
- ¹⁶Nourse, H.O. & Roulac, S.E. (1993). Linking real estate decisions to corporate strategy. *Journal of Real Estate Research*, 8(4), 475-494.
- ¹⁷Lindholm, A.-L., Gibler, K.M. & Leväinen, K.I. (2006). Modeling the Value-Adding Attributes of Real Estate to the Wealth Maximization of the Firm. *The Journal of Real Estate Research*, 28(4), 445-474.
- ¹⁸De Jonge, H. (1996). De toegevoegde waarde van concernhuisvesting. *Proceedings of the NSC-Conference*. October 15, Nieuwegein, the Netherlands.
- ¹⁹Scheffer, J.J.L., Singer, B.P. & Van Meerwijk, M.C.C. (2006). Enhancing the contributions of corporate real estate to corporate strategy. *Journal of Corporate Real Estate*, 8(4), 188-197 + Lindholm, Gibler and Leväinen, 2006
- ²⁰Jensen, P.A. (2009). The Facilities Management Value Map: A conceptual framework. *Facilities*, 28(3), 175-188 + De Vries, De Jonge and Van der Voordt (see 7)
- ²¹ Lindholm, Gibler and Leväinen (see 17)
- ²²Ramakers (see 14)
- ²³Tregoe, B.B. & Zimmerman, J.W. (1980). *Top management strategy. What it is and how to make it work*. London, UK: John Martin Publishing + Kaplan, R.S. & Norton, D.P. (2000). Having trouble with your strategy? Then map it. *Harvard Business Review*, 78, 167-76 + Porter, M.E. (1996). What is strategy?. *Harvard business Review*, 74(6), 61-78.
- ²⁴ Jensen (see 20)
- ²⁵ De Vries, De Jonge and Van der Voordt (see 7)
- ²⁶ Swayne, Duncan and Ginter (see 13)
- ²⁷ Heywood (see 4)
- ²⁸Haynes, B.P (2012) "Corporate real estate asset management: aligned vision", *Journal of Corporate Real Estate*, Volume 14, Number 4, pp.244 - 254.
- ²⁹Haynes, B.P & Nunnington, N (2010) *Corporate Real Estate Asset Management: Strategy and Implementation* Elsevier, Oxford, UK: EG Books.
- ³⁰Wright, G. and G. Cairns (2011) *Scenario Thinking: Practical approaches to the future*. London, Palgrave.
- ³¹ Ramakers (see 14)
- ³² Scheffer, Singer and Van Meerwijk (see 19).
- ³³ Heywood (see 4)
- ³⁴Lindholm, A.-L. (2008). *Identifying and measuring the success of corporate real estate management*. Doctoral dissertation, Helsinki University of Technology, Finland.
- ³⁵Feijts, B.F.M. (2006). *Haalt u het beste uit uw huisvesting? Een onderzoek naar huisvestingskenmerken die van invloed zijn op de prestatie van een organisatie*. Master thesis, Eindhoven University of Technology, the Netherlands.
- ³⁶Appel-Meulenbroek, R. & Feijts, B. (2007). CRE effects on organizational performance: Measurement tools for management. *Journal of Corporate Real Estate*, 9(4), 218-238.
- ³⁷Appel – Meulenbroek, R. (2014). *How to measure added value of CRE and building design; Knowledge sharing in research buildings*. Dissertation, Eindhoven University of Technology, the Netherlands.
- ³⁸Frederix, P.J.W. (2005). *Corporate Real Estate Management van multinationale productiebedrijven; inrichting van de organisatie van vastgoedbeheer*. Master thesis, Delft University of Technology, the Netherlands.
- ³⁹Brister, K., Layda, B. & Ochalla, K. (2012). Service Delivery and outsourcing: Strategic alignment of the external resource network. *The Leader*, 11(5), 42-45.
- ⁴⁰Bon, R. (1994) Ten Principles of Corporate Real Estate Management. *Facilities*, Vol. 12 No. 5, 9-10

⁴¹Tay, L. & Liow, K.H. (2006). Corporate real estate management in Singapore: A business management perspective. *International Journal of Strategic Property Management*, 10(2), 93-111.

⁴²Todd, S & Hargis, S. (2012) Workplace: the Future of Corporate Real Estate and the Workplace. CoreNet Global