

alpha'-Sialon ceramics

Citation for published version (APA):

Cao, G. Z., & Metselaar, R. (1988). alpha'-Sialon ceramics. *KGK, Tijdschrift voor Klei, Glas en Keramiek*, 9(7), 186-.

Document status and date:

Published: 01/01/1988

Document Version:

Publisher's PDF, also known as Version of Record (includes final page, issue and volume numbers)

Please check the document version of this publication:

- A submitted manuscript is the version of the article upon submission and before peer-review. There can be important differences between the submitted version and the official published version of record. People interested in the research are advised to contact the author for the final version of the publication, or visit the DOI to the publisher's website.
- The final author version and the galley proof are versions of the publication after peer review.
- The final published version features the final layout of the paper including the volume, issue and page numbers.

[Link to publication](#)

General rights

Copyright and moral rights for the publications made accessible in the public portal are retained by the authors and/or other copyright owners and it is a condition of accessing publications that users recognise and abide by the legal requirements associated with these rights.

- Users may download and print one copy of any publication from the public portal for the purpose of private study or research.
- You may not further distribute the material or use it for any profit-making activity or commercial gain
- You may freely distribute the URL identifying the publication in the public portal.

If the publication is distributed under the terms of Article 25fa of the Dutch Copyright Act, indicated by the "Taverne" license above, please follow below link for the End User Agreement:

www.tue.nl/taverne

Take down policy

If you believe that this document breaches copyright please contact us at:

openaccess@tue.nl

providing details and we will investigate your claim.

I. Introduction

Silicon nitride is one of the special ceramics at present being developed for gas turbines and other high-temperature engineering applications. A variety of ceramic materials based on β - Si_3N_4 and $\text{Si}_2\text{N}_2\text{O}$ are being developed and recently attention has been focussed also on the solid solution ceramics of α - Si_3N_4 structure type, i.e. α' -sialon ceramics, which promise even better mechanical properties and thermal shock resistance as compared to the β' -sialon.

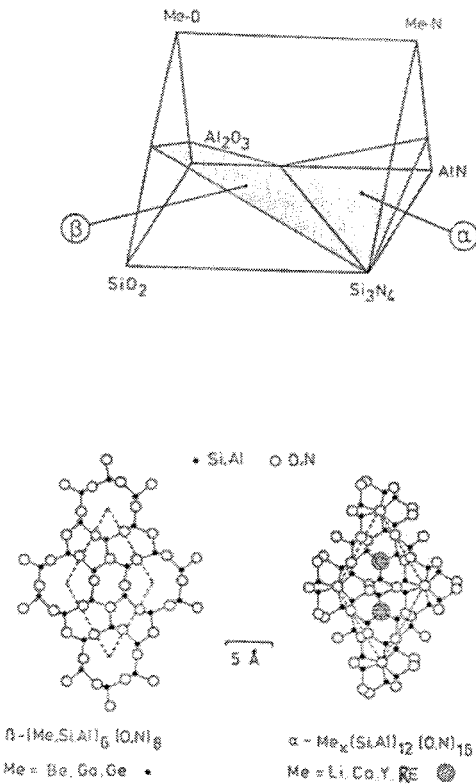


Fig. 1. The phase relations and crystal structures of α' -sialon and β' -sialon

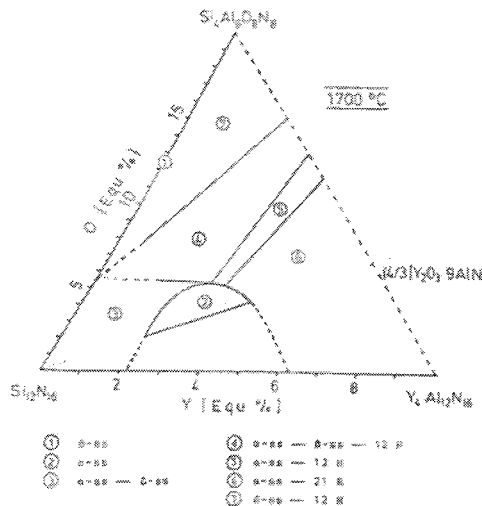


Fig. 2. Phase diagram in Si_3N_4 - $\text{Si}_2\text{Al}_2\text{O}_4\text{N}_4$ - $\text{Y}_4\text{Al}_{12}\text{N}_{16}$

II. The Crystal Chemistry of α' -sialons

The α' -sialon was reported to occur only in quinary Me-Si-Al-O-N system where Me=Li, Na, Mg, Ca, Mn, Y and a rare-earth metal except La and Ce. In contrast to the pure substitutional β' -sialon, α' -sialon has also an interstitial solubility for certain Me cations. In the α' - Si_3N_4 structure there are two interstitial holes per unit cell which can be occupied by cations (see Fig. 1). So theoretically, it is possible that almost glass free nitrogen ceramics could be obtained by dissolution of a transient liquid phase into α - Si_3N_4 structure.

III. Gas pressure sintering of α' -sialon ceramics

At present work, Si_3N_4 , AlN and Y_2O_3 powders have been used as raw materials to form α' -sialon with α - $\text{Y}_x\text{Si}_{12-(3x+y)}\text{Al}_{3x+y}\text{O}_y\text{N}_{16-y}$ (where $0.33 \leq x \leq 0.67$, $0.5 \leq y \leq 1.24$, $1.5 \leq 3x+y \leq 3$) accordance with the phase diagram (see Fig. 2).

By the gas-pressure sintering, the α' -sialon ceramics were densified, normally, the process would contain three steps (see Fig. 3), at first step, a partial of α' -sialon would form, otherwise no α' -sialon appeared any more at higher temperatures, second step is to close the open pores and at the third step, samples would be densified well under high gas pressures.

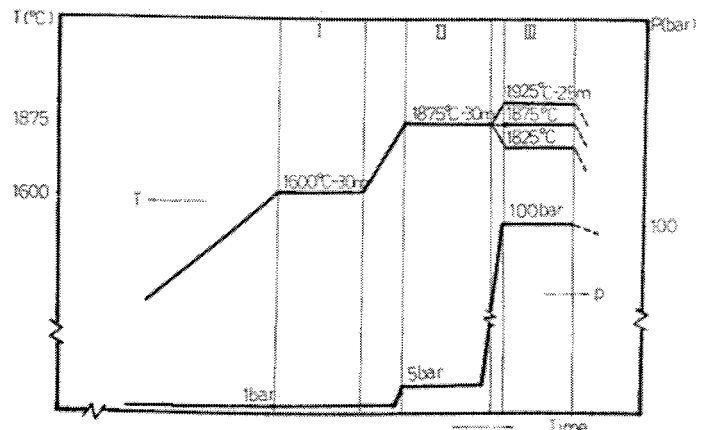


Fig. 3. Schematic diagram of the sintering process