

## Self-doped water-soluble conducting polymers

**Citation for published version (APA):**

Havinga, E. E., Horssen, van, L. W., Hoeve, ten, W., Wynberg, H., & Meijer, E. W. (1987). Self-doped water-soluble conducting polymers. *Polymer Bulletin*, 18(3), 277-281. <https://doi.org/10.1007/BF00255122>

**DOI:**

[10.1007/BF00255122](https://doi.org/10.1007/BF00255122)

**Document status and date:**

Published: 01/01/1987

**Document Version:**

Publisher's PDF, also known as Version of Record (includes final page, issue and volume numbers)

**Please check the document version of this publication:**

- A submitted manuscript is the version of the article upon submission and before peer-review. There can be important differences between the submitted version and the official published version of record. People interested in the research are advised to contact the author for the final version of the publication, or visit the DOI to the publisher's website.
- The final author version and the galley proof are versions of the publication after peer review.
- The final published version features the final layout of the paper including the volume, issue and page numbers.

[Link to publication](#)

**General rights**

Copyright and moral rights for the publications made accessible in the public portal are retained by the authors and/or other copyright owners and it is a condition of accessing publications that users recognise and abide by the legal requirements associated with these rights.

- Users may download and print one copy of any publication from the public portal for the purpose of private study or research.
- You may not further distribute the material or use it for any profit-making activity or commercial gain
- You may freely distribute the URL identifying the publication in the public portal.

If the publication is distributed under the terms of Article 25fa of the Dutch Copyright Act, indicated by the "Taverne" license above, please follow below link for the End User Agreement:

[www.tue.nl/taverne](http://www.tue.nl/taverne)

**Take down policy**

If you believe that this document breaches copyright please contact us at:

[openaccess@tue.nl](mailto:openaccess@tue.nl)

providing details and we will investigate your claim.

## Self-doped water-soluble conducting polymers

Edsko E. Havinga<sup>1\*</sup>, Leen W. van Horssen<sup>1</sup>, Wolter ten Hoeve<sup>2</sup>, Hans Wynberg<sup>3</sup>, and E. W. Meijer<sup>1</sup>

<sup>1</sup> Philips Research Laboratories, P.O. Box 80000, NL-5600 JA Eindhoven, The Netherlands

<sup>2</sup> Syncom B.V., Groningen, The Netherlands

<sup>3</sup> Laboratory of Organic Chemistry, State University, Groningen, The Netherlands

### Summary.

$\alpha$ -Terthienyl and pyrrole, substituted with alkylsulfonate side chains, can be polymerized electrochemically without the addition of a conduction salt. This gives rise to self-doped conducting polymers that are soluble in water in the doped state.

### Introduction.

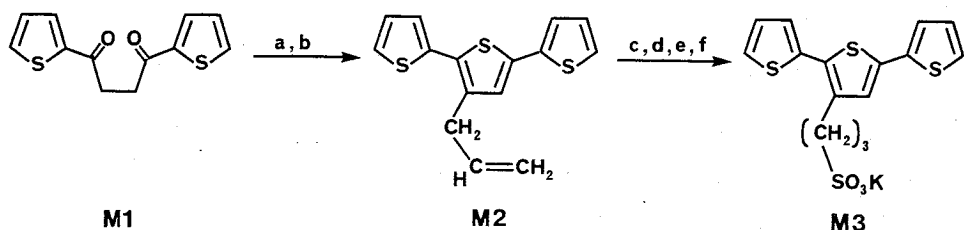
Soluble conducting polymers are searched for extensively (1). Poly(3-alkylsodiumsulfonate)thiophenes have recently been claimed to be soluble in water, both in the undoped and doped state (2). Although the concept of self-dope is disclosed with respect to the corresponding acid, there is in (2) no experimental evidence to support this idea. In a second paper of the same authors (3) still no conclusive demonstration is given that the materials studied are indeed self-doped. At most a partial self-dope is made probable, because the inclusion of another dopant from the solution is not unlikely.

In this paper we report on new polymers for which self-dope is proved beyond doubts and, moreover, they are soluble in water in the self-doped state. These polymers are obtained by electrochemical polymerization of alkylsulfonate substituted  $\alpha$ -terthienyl and pyrrole, respectively, from solutions without any additional conduction salt. The aqueous solution of the substituted pyrrole is stable in the self-doped state.

### Monomers.

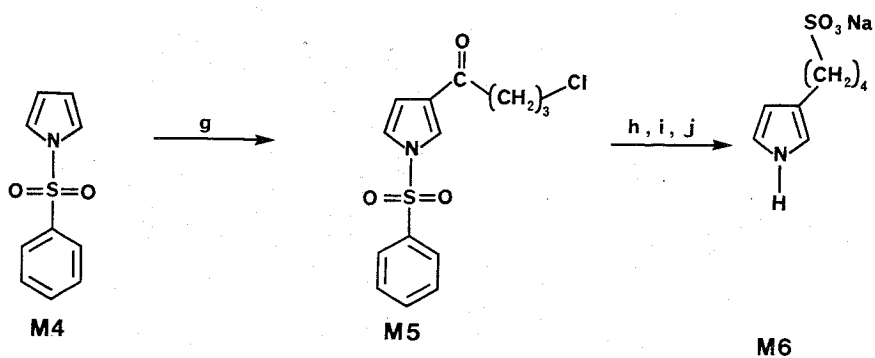
Our approach to self-doped conducting polymers is based on monomers that are easier to polymerize electrochemically than thiophenes, viz. 3'-propylpotassiumsulfonate-2,2'-5',5'-terthienyl and 3-butylsodiumsulfonate-pyrrole, further referred to as M3 and M6, respectively. The preparation of both monomers, which were unknown, is outlined in scheme 1. Starting with the alkylation of the well-known diketone M1 (4), followed by traditional functional group transformations, yielded the substituted  $\alpha$ -terthienyl M3. The substituted pyrrole M6 was prepared from the *N*-protected pyrrole M4 by acylation, reduction and treatment with  $\text{Na}_2\text{SO}_3$ , followed by *N*-deprotection with base. Key experimental data characterizing the samples are summarized in Table 1. Both routes proved to be suitable for variations in the side-chains. A detailed account of the syntheses will be published elsewhere.

\* To whom offprint requests should be sent



a.  $\text{ClCH}_2\text{CH}=\text{CH}_2$ , KOH, DMSO .    b.  $\text{P}_2\text{S}_5$ ,  $\text{NaHCO}_3$ , ether .    c.  $\text{BH}_3$ , THF,  $\text{H}_2\text{O}_2$ , NaOH .

d.  $\text{PBr}_3$ ,  $\text{CH}_2\text{Cl}_2$  .    e.  $\text{Na}_2\text{SO}_3$ ,  $\text{Bu}_4\text{NBr}$ , EtOH, water .    f. HCl, water; KOH, water .



g.  $\text{ClCO}(\text{CH}_2)_3\text{Cl}$ ,  $\text{AlCl}_3$  .

h.  $\text{Zn}(\text{Hg})$ , HCl .

i.  $\text{Na}_2\text{SO}_3$ ,  $\text{Bu}_4\text{NBr}$ , NaI, EtOH, water .

j. NaOH .

Scheme 1. Outline of the synthesis of the monomers.

Table 1. Key experimental data of the monomers.

M3: (crystallized from  $\text{H}_2\text{O}$ ),

$^1\text{H}$  - NMR ( $\text{D}_2\text{O}$ )  $\delta$  7.3-6.8 (m, 7H); 3.0-2.4 (m, 4H); 2.3-1.8 (m, 2H);

$^{13}\text{C}$  - NMR ( $\text{DMSO}-d_6$ )  $\delta$  137.3; 134.2; 132.9; 132.5; 127.2; 126.1; 125.6; 124.6;

123.8; 123.1; 121.8; 48.9; 26.0; 23.8;

FTIR(KBr) 3535, 3390, 1205, 1180, 1060, 1050  $\text{cm}^{-1}$  .

M6: (crystallized from ethanol),

$^1\text{H}$  - NMR ( $\text{D}_2\text{O}$ )  $\delta$  6.6-6.4 (m, 2H); 5.9 (m, 1H); 2.9-2.6 (t, 2H); 2.5-2.2 (t, 2H); 1.7-1.4 (m, 4H);

$^{13}\text{C}$  - NMR ( $\text{D}_2\text{O}$  - MeOH)  $\delta$  123.6 (s); 118.7 (d); 115.9 (d); 107.8 (d); 65.0 (t); 49.3 (t); 29.9 (t); 26.0 (t); 24.3 (t);

FTIR(KBr) 3520, 1205, 1050, 840, 708, 697  $\text{cm}^{-1}$  .

The monomers M3 and M6 were both readily soluble in water and slightly soluble in acetonitrile. The oxidation potentials of saturated solutions of M3 and

M6 in acetonitrile were determined to be 0.85 V SCE and 0.7 V SCE, respectively. These values are somewhat lower than those of  $\alpha$ -terthienyl, 1.0 V SCE (5) and pyrrole, 0.8 V SCE (6), respectively.

### Polymers.

Polymers were prepared by electrochemical oxidation at 0.5 to 2 V above the oxidation potential from the solutions as such, that is without adding a conduction salt. In the case of acetonitrile solutions the monomer gradually dissolves during the reaction. Concurrently an acetonitrile-insoluble polymer is formed as a blue, changing into black, precipitate at the (Pt or ITO-glass) anode. The final solution is clear and colourless. The polymerization of M3 was carried out in a glove box ( $[O_2] < 1$  ppm) to prevent sulfone formation (7). The precipitates on the anode dissolve readily in water. Only when the potential during the formation was very high the solutions were formed less eagerly or not at all. Probably then some crosslinking occurs. The polymers are also soluble in methanol.

The polymers P3 and P6 can also be prepared by continued electropolymerization of the solutions of the respective monomers in water. During this process, which is continued until the current has dropped to less than 5 per cent of its original value, the solution darkens and the electrodes remain blank.

### Properties.

The anodic precipitates showed, after washing with acetonitrile, drying in vacuo for 5 hours and pressing into pellets, conductivities of 0.01 S/cm and 0.1 S/cm for the polymer of M3 (P3) and of M6 (P6), respectively. That these polymers are indeed self-doped follows conclusively from the absence of any other dopant during preparation and handling. In these first examples of conducting polymers in which self-dope is beyond any doubt, part of the sulfonate ions that are covalently attached to the polymeric backbone act as dopant and form "Zwitter-ions" having delocalized positive charges. The sulfonate ions not participating in the self-doping are neutralized by alkaline ions in the usual way (Fig. 1).

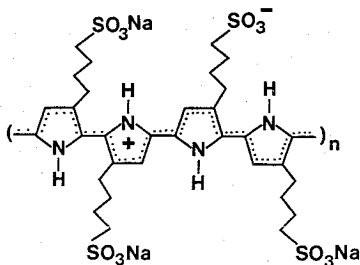


Fig. 1. Sketch of the self-doped conducting polymer P6.

The isolated polymers showed FTIR spectra in agreement with  $\alpha$ - $\alpha$  coupled monomers (6,8). In fig. 2 the electronic spectra of solid films of P3 and P6, both prepared electrochemically on ITO-glass anodes, are compared with those of freshly prepared solutions of the very same samples. The spectra of the solutions in water clearly show low-energy humps that are characteristic of doped conjugated polymers (3,8,9).

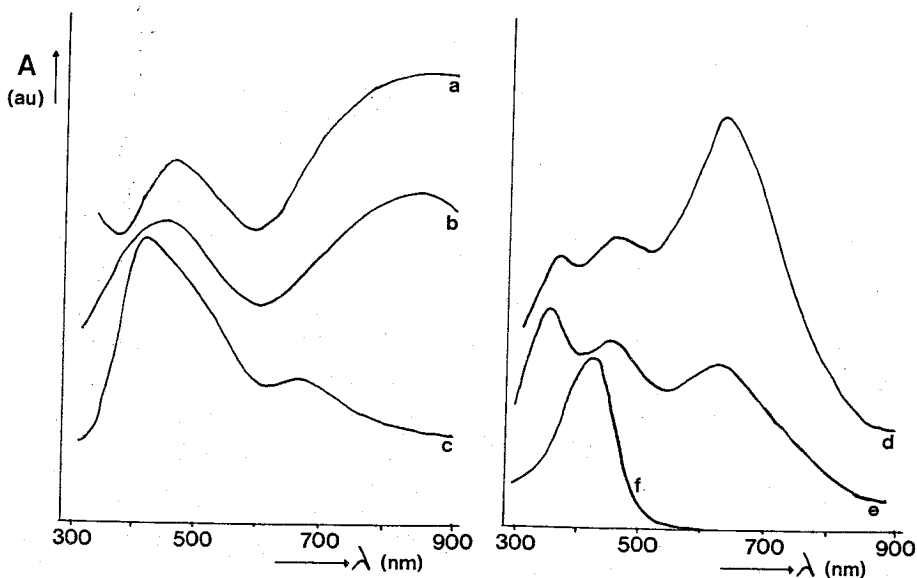


Fig. 2. Electronic spectra of the polymers P3 (right) and P6 (left).  
 a and d: solid films grown on ITO-glass electrodes in acetonitrile  
 b and e: water solutions obtained from these films.  
 c: film left after evaporation of water from solution of P6.  
 f: methanol solution of P3.

The degree of doping is probably somewhat smaller than that of the solid polymers. The spectrum of the methanol solution of P3 shows that the polymer has been dedoped while going into solution. The solution of P6 in water is stable (hardly any change in the UV-vis spectrum could be detected after one day), that of P3 in water changes gradually towards the undoped state. The difference in stability agrees with the known difference in stability for doped pyrrole- and thiophene-based conjugated polymers in general (6). The UV-vis spectra of solutions of polymers prepared directly by electrochemical polymerization in water correspond to slightly doped (P3) to medium doped (P6) polymers. Films obtained from the solutions by evaporating the water at about 70°C exhibited a low conductivity of about 0.01  $\mu\text{S}/\text{cm}$ . Their UV-vis spectra (for P6 see fig.2) are similar to the spectra of samples that were dedoped by electrochemical means. Dedoped samples can be redoped electrochemically to conductivity values near to those of freshly prepared samples. Chemical redoping by treatment with iodine vapour gives similar conductivity values.

### Conclusion.

Our investigations show the existence of self-doped conducting polymers that are soluble in water in the (partially) doped states. A proof of the self-dope is the absence of any other potential dopant during preparation and handling. Moreover, the self-doped polymer P6, poly(3-butylsulfonate-pyrrole), in which the

negative charges are partly compensated by sodium ions, is even stable in aqueous solution.

### References.

1. Jen, K.Y., Miller, G.G., Elsenbaumer, R.G., *J.Chem.Soc.,Chem.Commun.* 1986 , 1346;  
Frommer, J.E., *Acc.Chem.Res.* 19 , 2 (1986);  
Sato, M., Tanaka, S., Kaeriyama, K., *J.Chem.Soc., Chem.Commun.* 1986 , 873;  
Bryce, M.R., Chissel, A., Kathirgamathan, P., Parker D., Smith, N.M.R., *J.Chem.Soc.,Chem.Commun.* 1987 , 460.
2. Patil, A.O., Ikenoue, Y., Wudl, F., Heeger, A.J., *J.Am.Chem.Soc.* 109 , 1858 (1987)
3. Patil, A.O., Ikenoue, Y., Basescu, N., Colaneri, N., Chen, J., Wudl, F., Heeger, A.J., *Synth.Metals* 20 ,151 (1987).
4. Wynberg H., Metselaar, J., *Synth.Commun.*, 14 , 1 (1984).
5. Ingenas, O., Liedberg, B., Chang-Ru, W., Wynberg, H., *Synth.Metals* 11 , 239 (1985).
6. Tourrillon, E.G., in "Handbook of Conducting Polymers," ed. by Skotheim, T.A., Dekker, New York and Basel, vol 1, 293 (1986).
7. Hotta, S., Rughooputh, S.D.D.V., Heeger, A.J., and Wudl, F., *Macromolecules* 20 , 212 (1987).
8. Street, G.B., in "Handbook of Conducting Polymers", ed. by Skotheim, T.A., Dekker, New York and Basel, vol 1, 278 (1986).
9. Nowak, M.J., Rughooputh, S.D.D.V., Hotta, S., Heeger, A.J., *Macromolecules* 20 , 965 (1987).

Accepted July 15, 1987 C