

# Analytic expressions and approximations for the on-axis, aberration-free Rayleigh and Debye integral in the case of focusing fields on a circular aperture

**Citation for published version (APA):**

Aarts, R. M., Braat, J. J. M., Dirksen, P., Haver, van, S., Heesch, van, C. M., & Janssen, A. J. E. M. (2008). Analytic expressions and approximations for the on-axis, aberration-free Rayleigh and Debye integral in the case of focusing fields on a circular aperture. *Journal of the European Mathematical Society*, 3, 08039-1/10. <https://doi.org/10.2971/jeos.2008.08039>

**DOI:**

[10.2971/jeos.2008.08039](https://doi.org/10.2971/jeos.2008.08039)

**Document status and date:**

Published: 01/01/2008

**Document Version:**

Publisher's PDF, also known as Version of Record (includes final page, issue and volume numbers)

**Please check the document version of this publication:**

- A submitted manuscript is the version of the article upon submission and before peer-review. There can be important differences between the submitted version and the official published version of record. People interested in the research are advised to contact the author for the final version of the publication, or visit the DOI to the publisher's website.
- The final author version and the galley proof are versions of the publication after peer review.
- The final published version features the final layout of the paper including the volume, issue and page numbers.

[Link to publication](#)

**General rights**

Copyright and moral rights for the publications made accessible in the public portal are retained by the authors and/or other copyright owners and it is a condition of accessing publications that users recognise and abide by the legal requirements associated with these rights.

- Users may download and print one copy of any publication from the public portal for the purpose of private study or research.
- You may not further distribute the material or use it for any profit-making activity or commercial gain
- You may freely distribute the URL identifying the publication in the public portal.

If the publication is distributed under the terms of Article 25fa of the Dutch Copyright Act, indicated by the "Taverne" license above, please follow below link for the End User Agreement:

[www.tue.nl/taverne](http://www.tue.nl/taverne)

**Take down policy**

If you believe that this document breaches copyright please contact us at:

[openaccess@tue.nl](mailto:openaccess@tue.nl)

providing details and we will investigate your claim.

# Analytic expressions and approximations for the on-axis, aberration-free Rayleigh and Debye integral in the case of focusing fields on a circular aperture

**R. M. Aarts**

Philips Research Europe, HTC-36, NL 5656 AE Eindhoven, The Netherlands.  
Faculty of Electrical Engineering, Eindhoven University of Technology,  
NL-5600 MB Eindhoven, The Netherlands.

**J. J. M. Braat**

Optics Research Group, Faculty of Applied Sciences, Technical University Delft,  
Lorentzweg 1, NL-2628 CJ Delft, The Netherlands.

**P. Dirksen**

Philips Research Europe, HTC-04, NL-5656 AE Eindhoven, The Netherlands.

**S. van Haver**

[s.vanhaver@tudelft.nl](mailto:s.vanhaver@tudelft.nl)

Optics Research Group, Faculty of Applied Sciences, Technical University Delft,  
Lorentzweg 1, NL-2628 CJ Delft, The Netherlands.

**C. van Heesch**

Philips Research Europe, HTC-04, NL-5656 AE Eindhoven, The Netherlands.

**A. J. E. M. Janssen**

Philips Research Europe, HTC-36, NL 5656 AE Eindhoven, The Netherlands.

We present a derivation of the analytic result for on-axis field values of the Rayleigh diffraction integral, a result that was originally presented in a paper by Osterberg and Smith (1961). The method on which our derivation is based is then applied to other diffraction integrals used in acoustics and optics, e.g., the far-field Rayleigh integral, the Debye integral and the separate near-field part of the Rayleigh integral. Having available our on-axis analytic or semi-analytic solutions for these various cases, we compare the various integrals for wave numbers  $k$  pertaining to low-frequency acoustic applications all the way up to high-frequency optical applications. Our analytic results are compared to numerical results presented in the literature. [DOI: 10.2971/jeos.2008.08039]

**Keywords:** diffraction, point-spread function, Rayleigh integral, Debye integral

## 1 INTRODUCTION

The propagation of the optical or acoustical disturbance from the aperture or pupil towards the focal region admits various treatments. In this paper we consider the disturbance to be a scalar quantity, typically the pressure in the acoustical domain or the amplitude of the field in the optical domain. More refined propagation models including vector effects (propagation of density waves in solids, propagation of optical fields with a high degree of focusing) are outside the scope of this paper. Within the scalar approximation, we are left with two, or even three, possible representations, due to Rayleigh [1] and Kirchhoff [2]. In this paper we will use the Rayleigh integral that connects the pressure distribution on the aperture to the pressure distribution in the near and far field [3], the so-called Rayleigh-I integral [4]. We will also consider the special approximated diffraction integral that was proposed by Debye for focused fields [5]. For this integral to be a good approximation, the number of Fresnel zones in the aperture should be substantially larger than unity [6]–[8]. In the optical domain, where also the lateral dimension of the diffracting aperture is mostly many wave lengths large (typically in excess of  $10^4$  wave lengths), this condition is generally met. In that case, an approximated version of the Rayleigh integral leads to the Debye integral. This integral representation of the focused field was further developed for high-numerical-aperture optical diffraction problems including the vector character of the

electromagnetic optical field [9]–[11] and a nonuniform amplitude mapping from the entrance to the exit pupil of a thick lens system. Possible aberration and transmission defects of the focusing wave field have been treated in [12]–[17]. It is important to note that the Debye integral also neglects the near-field diffraction term that is present in the Rayleigh integral. In the optical domain, the distance from the aperture to the focal region is many wave lengths large and the near-field effects do not need to be considered. This condition even holds for microlenses [18]. In the acoustical domain, the near field can be important. To check the influence of the near-field term, we will also treat in this paper the so-called incomplete Rayleigh integral where the near-field term in the integrand has been omitted.

Regarding the boundary conditions at the edge of the aperture, throughout this paper we will adopt the so-called hard boundary conditions. These allow a discontinuity in the pressure distribution or in the optical field (Kirchhoff boundary condition). Although physically unrealistic, these boundary conditions are acceptable if the lateral size of the aperture is larger than, say, ten to twenty wave lengths. Although these boundary conditions are often applied for even smaller diameters, it should be born in mind that the real physical result might seriously deviate from the one in the Kirchhoff approx-

imation. In general, one could say that in acoustic diffraction problems, the Kirchhoff conditions are not always applicable, but in ultrasound applications and certainly in the optical domain one is in a safe region for applying these hard Kirchhoff boundary conditions.

An extensive literature is available on the subjects described above. The acoustic field of a focusing radiator was studied in [19] and a deviation of the location of highest acoustic power from the geometric focus was demonstrated, both theoretically and experimentally. Numerical calculations and measurements of the complex field in the focal region of a small-aperture microlens have been carried out by Farnell [20]. An analytic result for the axial field component behind an aperture illuminated by a converging spherical wave was given (without derivation) by Osterberg and Smith [21] in a seminal paper that also draws interesting physical conclusions from the nature of the analytic solution. The special effects arising at small aperture focusing, viz. the asymmetry of the axial intensity with respect to the geometrical focus, has been treated in [22]–[26]. Special attention has also been paid to the transition from low to high aperture when the quadratic path-length approximation starts to produce incorrect results. Extensions and improvements of the Fresnel approximation have been proposed to adequately address the higher aperture case [27]–[29]. The asymmetry around focus, first remarked at low aperture, has also been analyzed at high aperture in the framework of high-resolution three-dimensional microscopy. An analysis of the focal shift as a function of Fresnel number and aperture is presented in references [30]–[32]. In reference [31], an analytic result for the on-axis field as predicted by the Kirchhoff diffraction integral is given, using the initial Osterberg and Smith result. The near field, of special interest in the acoustic domain, has been studied in [33]–[39]. From the numerical point of view, the computation of the near-field part of the diffraction integral is the most challenging because of its strongly oscillatory behaviour. The Debye integral, mainly used in optical diffraction problems, has been analyzed with respect to its domain of validity in [25] and [40].

In this paper, with respect to the existing literature, we present some new explicit analytic and semi-analytic results for the axial fields represented by the various diffraction integrals. These analytic results are then evaluated and compared with standard numerical calculation results. We start by presenting a proof of the Osterberg and Smith analytic result for the Rayleigh integral. Although the original diffraction problem presented by Osterberg and Smith applied to an integration over a sphere and ours to integration over a plane, the proof can also be directly applied to the integration over a spherical cap. Using the method we applied to obtain the Osterberg-Smith result, we address the incomplete Rayleigh integral and we develop an approximating analytic expression that will be compared with the result following from a numerical evaluation of the incomplete Rayleigh integral. We will especially consider the ability of the various integral expressions and analytic results, exact and approximated, to produce the correct value of the diffracted field relatively close to the diffracting aperture. In all cases, the analysis of the diffracted and focused field is limited to the axis perpendicular to the aperture and going through its center. We also suppose a uniformly focused

wave field in the aperture and do not include amplitude or phase deviations from this ideal profile in the aperture. This special case can be treated analytically to a large extent, and thus provides a well-understood yardstick for the validity of the various approximations. From there one can extrapolate towards assessment of off-axis performance in the presence of aberrations.

The paper has been organized as follows. In Section 2, we present the general expressions for the complete and incomplete Rayleigh integral and for the Debye integral. In Section 3 we develop the special form of these integrals in the case of circular symmetry and on-axis field evaluation. In Section 4 we present the new derivation of the analytic expressions for the on-axis field after the diffracting aperture that are then used to obtain accurate and fast evaluations of the on-axis fields. In Section 5 we concentrate on the special cases that arise when calculating the field in the aperture itself (extreme ‘near field’) and close to the focal point. Finally, in Section 6, we present numerical examples illustrating the domain of applicability of the various integral representations.

## 2 COMPLETE AND INCOMPLETE RAYLEIGH INTEGRAL AND DEBYE INTEGRAL

We consider in this section fields on a circular aperture  $\mathcal{A}$  of radius  $a$  and the associated integral expressions of Rayleigh and Debye for the (scalar) field due to focusing; we restrict attention to the field values on the axis through the center of the aperture and perpendicular to it. That is, we consider in the aperture plane  $z = z'$  a field of the form

$$E_{\mathcal{A}}(x', y', z') = E_0(x', y') \frac{\exp\{-ikR_{QF}\}}{R_{QF}}, \quad (1)$$

where  $k$  is the wave number of the focusing wave,  $R_{QF} = \{(x' - x_f)^2 + (y' - y_f)^2 + (z' - z_f)^2\}^{1/2}$  is the distance from a general point  $Q(x', y', z')$  on the aperture to the on-axis field point  $F(x_f, y_f, z_f)$  with  $x_f = y_f = 0$ , and  $E_0$  is an amplitude factor that vanishes outside  $\mathcal{A}$ . The subscript  $f$  refers to ‘focal’. The direction-dependent amplitude factor  $E_0(x', y')$  has the dimension of amplitude times meter and is an invariant quantity along a straight line joining  $Q(x', y', z')$  in the field and the focal point  $F$ . We refer to Figure 1 for the configuration in the case of a circular aperture and for definitions and notations.

It follows from the Huygens-Fresnel principle that the field  $E_f(x, y, z; z')$  in the plane with axial coordinate  $z$  is basically given by each of two integrals of the Rayleigh type. In this paper, we choose the Rayleigh integral (usually called the Rayleigh-I integral) that uses the field in the aperture in the integrand and not the  $z$ -derivative of the field. This allows us to have a direct relationship between comparable quantities in the aperture domain and in the near and far field. We thus

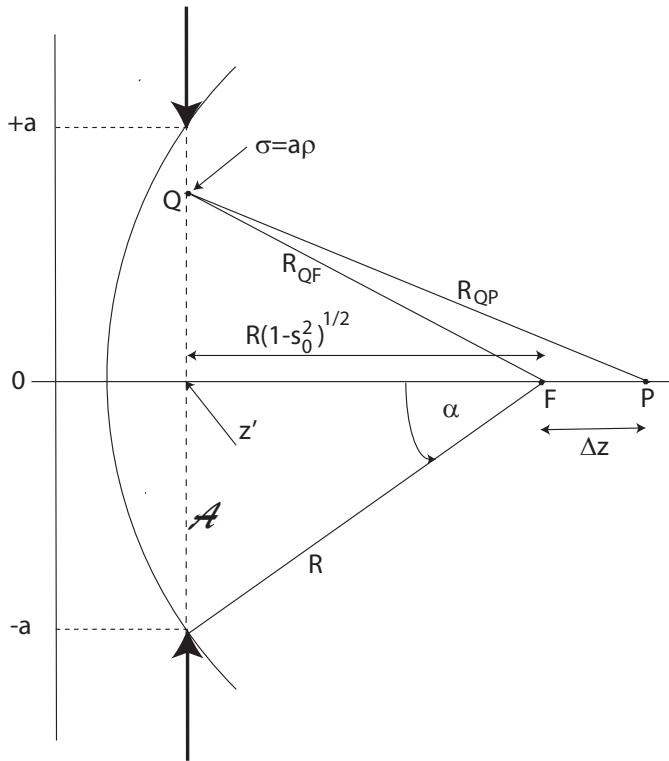


FIG. 1 Propagation of an incident spherical wave from the aperture  $\mathcal{A}$  towards a general point  $P$  on the axis of the radiating aperture. The position of a general point  $Q$  on the circular aperture with diameter  $a$  is denoted by  $\sigma = a\rho$  with  $\rho$  the normalized lateral coordinate on the aperture. The axial distance from the aperture to the focal point  $F$  is given by  $R\sqrt{1-s_0^2}$  with  $s_0 = \sin \alpha = a/R$  and  $\alpha$  the angular extent of the aperture as seen from the focal point  $F$ . In the optical domain,  $s_0$  is commonly called the numerical aperture (NA) of the focusing beam. The location of the aperture plane is given by  $z = z'$ , a general point  $P$  on the axis by its coordinate  $z$ .

write

$$E_f(x, y, z; z') = \frac{-1}{2\pi} \iint_{-\infty}^{+\infty} E_A(x', y', z') \frac{\partial}{\partial z} \left[ \frac{\exp\{ikR_{QP}\}}{R_{QP}} \right] dx' dy' \quad (2)$$

$$= \frac{-1}{2\pi} \frac{\partial}{\partial z} \left[ \iint_{-\infty}^{+\infty} E_A(x', y', z') \frac{\exp\{ikR_{QP}\}}{R_{QP}} dx' dy' \right]$$

with  $R_{QP} = [(x' - x)^2 + (y' - y)^2 + (z' - z)^2]^{1/2}$  the distance between the field point  $P(x, y, z)$  in the observation plane and the point  $Q(x', y', z')$  on the aperture  $\mathcal{A}$ . Eq. (2) takes a simpler form in the case that  $P$  is on the axis ( $x = y = 0$ ) and the amplitude factor  $E_0$  in Eq. (1) for  $E_A$  equals unity throughout the aperture, pertaining to a spherical wave with uniform amplitude. We shall turn to this case later. Carrying out the  $\partial/\partial z$ -operation in Eq. (2), there results

$$E_f(x, y, z; z') = -\frac{z - z'}{2\pi} \times \iint_{-\infty}^{+\infty} E_A(x', y', z') \frac{\exp\{ikR_{QP}\}}{R_{QP}^3} (ikR_{QP} - 1) dx' dy'. \quad (3)$$

Now it is customary in optics, where in many cases  $kR_{QP} \gg 1$ , to ignore the  $-1$  in the term  $(ikR_{QP} - 1)$  occurring in the integrand in Eq. (3) so that one arrives at, what is sometimes

called, the incomplete Rayleigh integral

$$E_{f,inc}(x, y, z; z') = -\frac{ik(z - z')}{2\pi} \times \iint_{-\infty}^{+\infty} E_A(x', y', z') \frac{\exp\{ikR_{QP}\}}{R_{QP}^2} dx' dy'. \quad (4)$$

It is interesting to see how close the field point  $P$  should get to the aperture and how small  $k$  should get so that the incomplete expression (4) ceases to be an accurate approximation to the complete expression (2) or (3). We shall consider this question for the case that  $P$  is on the axis and  $E_0$  is uniform on  $\mathcal{A}$ .

A second approximation, essentially due to Debye, for the case of a focused field  $E_A$  as in Eq. (1), is obtained by adopting a spectral approach. The angular spectrum of the field in the aperture is given by

$$\tilde{E}(z'; k_x, k_y) = \iint_{\mathcal{A}} E_A(x', y'; z') \exp\{-i[k_x x' + k_y y']\} dx' dy'. \quad (5)$$

The field  $E_f(x, y, z; z')$  is obtained from  $\tilde{E}(z'; k_x, k_y)$  by Fourier inversion according to

$$E_f(x, y, z; z') = \frac{1}{(2\pi)^2} \times \iint_{-\infty}^{+\infty} \tilde{E}(z'; k_x, k_y) \exp\{i[k_x x + k_y y + k_z(z - z')]\} dk_x dk_y \quad (6)$$

where

$$k_z = \begin{cases} \sqrt{k^2 - k_x^2 - k_y^2} & , \quad k_x^2 + k_y^2 \leq k^2, \\ i\sqrt{k_x^2 + k_y^2 - k^2} & , \quad k_x^2 + k_y^2 > k^2, \end{cases} \quad (7)$$

with nonnegative square roots at the right-hand side of Eq. (7) in either case. In the case of the purely imaginary value for  $k_z$ , this choice assures an exponentially decreasing field in the propagation direction. The integral in Eq. (6) extends over all real values of  $(k_x, k_y)$ . In order to make the integration range into a bounded set,  $\tilde{E}(z'; k_x, k_y)$  is approximated by

$$\tilde{E}(z'; k_x, k_y) = \left(\frac{2\pi}{ik_z}\right) E_0 \left(x_f - \frac{k_x}{k_z}[z_f - z'], y_f - \frac{k_y}{k_z}[z_f - z']\right) \times \exp\{-i[k_x x_f + k_y y_f + k_z(z_f - z')]\} \quad (8)$$

inside  $\Omega$  and  $\tilde{E}(z'; k_x, k_y) = 0$  outside  $\Omega$ . Here  $E_A$  has been assumed as in Eq. (1), with focal point  $F = (x_f, y_f, z_f)$ , and  $\Omega$  denotes the solid angle that the aperture  $\mathcal{A}$  subtends at  $F$ . The quantity  $E_0$ , with dimension of field strength times meter, is commonly denoted as the 'ray strength' because it is an invariant quantity along a fixed propagation direction in the focusing field distribution.  $E_0$  is obtained by multiplying the field strength in a point on a spherical surface, having its center at the focus, with the radius of curvature of that surface. The value of  $E_0$  in the specific case of a telecentric system with the exit pupil at infinity or of a telescopic system with both pupils at infinity is treated in [17].

Eq. (8) results upon asymptotic expansion of  $\tilde{E}$  in Eq. (5) for the case that  $E_0$  is uniform on the aperture by using the stationary phase method [8] in which only the contribution of the dominant stationary point is retained and the rim contribution to the integral is neglected.

Then, by using this in Eq. (5), the Debye integral approximation

$$E_D(x, y, z; z') = -\frac{i}{2\pi} \quad (9)$$

$$\times \iint_{\Omega} \frac{1}{k_z} E_0 \left( x_f - \frac{k_x}{k_z} [z_f - z'], y_f - \frac{k_y}{k_z} [z_f - z'] \right)$$

$$\times \exp \left\{ i \left[ k_x (x - x_f) + k_y (y - y_f) + k_z (z - z_f) \right] \right\} dk_x dk_y$$

of the field  $E_f$  in Eq. (6) follows.

### 3 COMPLETE AND INCOMPLETE RAYLEIGH INTEGRAL AND DEBYE INTEGRAL FOR THE ON-AXIS, ABERRATION-FREE CASE

In this section we develop the special form of the three integrals to be considered for the case of circular symmetry. The circular symmetry is present due to the fact that we choose our observation point on the axis of symmetry of the aperture; moreover, we limit ourselves to a perfect focusing field without any amplitude variation or phase aberration. The constant amplitude approximation is generally not allowed in high-numerical-aperture large-field imaging with optical lenses. An amplitude roll-off proportional to  $k_z^{1/2}$  is found in this case [10], but for the relatively low values of the aperture  $s_0$  that we consider in this paper, the amplitude can be assumed to be uniform. We then take a unit radius of curvature for the spherical surface on which  $E_0$  is measured and assume that the ray strength  $E_0(x', y')$  has unit value for  $(x', y') \in \mathcal{A}$  and is zero for  $(x', y')$  outside  $\mathcal{A}$ . We obtain for the complete Rayleigh integral in Eq. (2) the expression

$$E_f(x, y, z; z') = -\frac{1}{2\pi} \frac{\partial}{\partial z} \iint_{\mathcal{A}} \frac{\exp \{ ik(R_{QP} - R_{QF}) \}}{R_{QP} R_{QF}} dx' dy' . \quad (10)$$

The on-axis value of  $E_f$  results upon taking  $x = y = 0$ . Then the integrand becomes radially symmetric and it follows that

$$E_f(0, 0, z; z') = -\frac{\partial}{\partial z} \left[ \int_0^a \frac{\exp \{ ik(R_{QP} - R_{QF}) \}}{R_{QP} R_{QF}} \sigma d\sigma \right] \quad (11)$$

where

$$R_{QP} = \sqrt{(z - z')^2 + \sigma^2} \quad , \quad R_{QF} = \sqrt{R^2(1 - s_0^2) + \sigma^2} \quad (12)$$

again, see Figure 1. Next, we introduce normalized variables  $\rho$ ,  $S$  and  $T$  according to

$$\rho = \frac{\sigma}{a}, \quad S = \frac{z - z'}{a}, \quad T = \frac{R}{a} \sqrt{1 - s_0^2} \quad (13)$$

so that

$$R_{QP} = a\sqrt{S^2 + \rho^2} \quad , \quad R_{QF} = a\sqrt{T^2 + \rho^2} \quad (14)$$

with  $T$  being the normalized distance from the aperture plane to the focal point  $F$  of the converging beam. It then follows that

$$E_f(0, 0, z; z') = \quad (15)$$

$$-\frac{\partial}{\partial z} \left[ \int_0^1 \frac{\exp \left\{ ika \left[ \sqrt{S^2 + \rho^2} - \sqrt{T^2 + \rho^2} \right] \right\}}{\sqrt{S^2 + \rho^2} \sqrt{T^2 + \rho^2}} \rho d\rho \right] .$$

Note that the quantity on the right-hand side of Eq. (15) between [ ] depends on  $z$  through  $S = (z - z')/a$ , see Eq. (13).

In a similar fashion, there follows for the incomplete Rayleigh integral in Eq. (4) the on-axis, aberration-free expression

$$E_{f,inc}(0, 0, z; z') = \quad (16)$$

$$-ikS \int_0^1 \frac{\exp \left\{ ika \left[ \sqrt{S^2 + \rho^2} - \sqrt{T^2 + \rho^2} \right] \right\}}{(S^2 + \rho^2) \sqrt{T^2 + \rho^2}} \rho d\rho .$$

We finally consider the Debye integral in Eq. (9) on axis for the aberration-free case, with  $x = x_f = 0$ ,  $y = y_f = 0$ , so that

$$E_D(0, 0, z; z') = -\frac{i}{2\pi} \iint_{\Omega} \frac{\exp \{ ik_z(z - z_f) \}}{k_z} dk_x dk_y , \quad (17)$$

with  $\Omega$ , for the circularly symmetric case, given by a conical solid angle that is delimited by the circular aperture  $\mathcal{A}$ . Thus, the integration range is here

$$\Omega = \left\{ (k_x, k_y) \mid 0 \leq \frac{k_x^2 + k_y^2}{k^2} \leq s_0^2 \right\} . \quad (18)$$

With the upper option in the definition of  $k_z$  in Eq. (7), it then follows that

$$E_D(0, 0, z; z') = -\frac{i}{2\pi} \times \quad (19)$$

$$\iint_{\Omega} \frac{\exp \left\{ ik(z - z_f) \left( 1 - \frac{k_x^2 + k_y^2}{k^2} \right)^{1/2} \right\}}{k \left( 1 - \frac{k_x^2 + k_y^2}{k^2} \right)^{1/2}} dk_x dk_y .$$

Using polar coordinates  $(k_x, k_y) = \kappa \kappa (\cos \theta, \sin \theta)$ , where  $0 \leq \kappa \leq 1$ ,  $0 \leq \theta \leq 2\pi$ , we then find

$$E_D(0, 0, z; z') = -ik \int_0^{s_0} \frac{\exp \left\{ ik(z - z_f) (1 - \kappa^2)^{1/2} \right\}}{(1 - \kappa^2)^{1/2}} \kappa d\kappa$$

$$= -ik \int_{\sqrt{1-s_0^2}}^1 \exp \{ ik(z - z_f) \tau \} d\tau , \quad (20)$$

where we have substituted  $\tau = (1 - \kappa^2)^{1/2} \in [\sqrt{1 - s_0^2}, 1]$ . Finally, in terms of the variables introduced in Eq. (13), we have

$$z - z_f = z - z' - (z_f - z') = a(S - T) , \quad (21)$$

and there results

$$E_D(0, 0, z; z') = -ik \int_{\sqrt{1-s_0^2}}^1 \exp \{ ika(S - T)\tau \} d\tau . \quad (22)$$

### 4 ANALYTIC AND SEMI-ANALYTIC EXPRESSIONS FOR THE COMPLETE AND INCOMPLETE RAYLEIGH INTEGRAL AND DEBYE INTEGRAL ON AXIS

In this section we show analytic or semi-analytic expressions for the three diffraction integrals that were derived in the previous section. The analytic expressions allow a fast and accurate calculation of the near and far field everywhere behind

the diffracting aperture on axis. Without an explicit derivation, the analytic result for the complete Rayleigh integral was already given in [21]. We first present such a derivation for the complete Rayleigh-I integral and then use the same procedure to produce analytic or semi-analytic results for the other integrals of interest.

#### 4.1 Derivation of the analytic expression for the complete Rayleigh integral

We have

$$E_f(0,0,z;z') = \frac{S}{a\sqrt{S^2+1}} \frac{\exp\left\{ika\left[\sqrt{S^2+1}-\sqrt{T^2+1}\right]\right\}}{\sqrt{S^2+1}-\sqrt{T^2+1}} - \frac{1}{a} \frac{\exp\{ika(S-T)\}}{S-T}. \quad (23)$$

To prove this result, we start from Eq. (15) and substitute

$$y(\rho) = \sqrt{S^2+\rho^2} - \sqrt{T^2+\rho^2}, \quad 0 \leq \rho \leq 1, \quad (24)$$

in the integral

$$\int_0^1 \frac{\exp\left\{ika\left[\sqrt{S^2+\rho^2}-\sqrt{T^2+\rho^2}\right]\right\}}{\sqrt{S^2+\rho^2}\sqrt{T^2+\rho^2}} \rho \, d\rho. \quad (25)$$

Noting that

$$y(0) = S - T, \quad y(1) = \sqrt{S^2+1} - \sqrt{T^2+1}, \quad (26)$$

and that

$$\begin{aligned} y'(\rho) &= \frac{\rho}{\sqrt{S^2+\rho^2}} - \frac{\rho}{\sqrt{T^2+\rho^2}} \\ &= \frac{-\rho y(\rho)}{\sqrt{S^2+\rho^2}\sqrt{T^2+\rho^2}}, \end{aligned} \quad (27)$$

so that

$$\frac{\rho \, d\rho}{\sqrt{S^2+\rho^2}\sqrt{T^2+\rho^2}} = \frac{-1}{y} \, dy, \quad (28)$$

we get

$$\begin{aligned} \int_0^1 \frac{\exp\left\{ika\left[\sqrt{S^2+\rho^2}-\sqrt{T^2+\rho^2}\right]\right\}}{\sqrt{S^2+\rho^2}\sqrt{T^2+\rho^2}} \rho \, d\rho \\ = - \int_{y(0)}^{y(1)} \frac{\exp\{ikay\}}{y} \, dy. \end{aligned} \quad (29)$$

Now differentiate Eq. (29) with respect to  $z$ , with  $y(0)$  and  $y(1)$  depending on  $z$  through Eq. (26) and  $S = (z - z')/a$ , to get

$$\begin{aligned} E_f(0,0,z;z') &= \frac{\partial}{\partial z} \left[ \int_{y(0)}^{y(1)} \frac{\exp\{ikay\}}{y} \, dy \right] \\ &= \frac{\exp\{ikay(1)\}}{y(1)} \frac{\partial}{\partial z} [y(1)] \\ &\quad - \frac{\exp\{ikay(0)\}}{y(0)} \frac{\partial}{\partial z} [y(0)]. \end{aligned} \quad (30)$$

This then gives Eq. (23) as required.

#### 4.2 Integral expression for the incomplete Rayleigh integral

In this subsection we derive an adapted and simplified integral expression for the incomplete Rayleigh integral  $E_{f,inc}$ . In contrast with the complete Rayleigh integral  $E_f$ , it was not possible to develop an exact analytic expression for  $E_{f,inc}$ . The analysis could not be continued beyond an expression in terms of sine- and cosine-integrals. With a further approximation to the value of the integrand in  $E_{f,inc}$ , an analytic expression becomes feasible and, further on in Section 6, we will study the influence of this approximation of  $E_{f,inc}$  on the field obtained close by and further away from the diffracting aperture.

We shall now show that

$$E_{f,inc}(0,0,z;z') = 2ikS \int_{S-T}^{\sqrt{S^2+1}-\sqrt{T^2+1}} \frac{\exp\{ikay\}}{y^2 - T^2 + S^2} \, dy. \quad (31)$$

To prove this result, we start from Eq. (16) and use the substitution (24). It follows now that

$$E_{f,inc}(0,0,z;z') = ikS \int_{S-T}^{\sqrt{S^2+1}-\sqrt{T^2+1}} \frac{\exp\{ikay\}}{y\sqrt{S^2+\rho^2(y)}} \, dy, \quad (32)$$

with  $\rho(y)$  the inverse function of  $y(\rho)$  in Eq. (24). It follows from Eq. (24) that

$$y^2 - 2y\sqrt{S^2+\rho^2(y)} + S^2 + \rho^2(y) = T^2 + \rho^2(y), \quad (33)$$

i.e., that  $2y\sqrt{S^2+\rho^2(y)} = y^2 - T^2 + S^2$ . This completes the proof of Eq. (31).

The integral expression (31) can be brought into a form involving the sine and cosine integrals

$$\begin{aligned} \text{Si}(z) &= \int_0^z \frac{\sin t}{t} \, dt, \\ \text{Ci}(z) &= \gamma + \ln z + \int_0^z \frac{\cos t - 1}{t} \, dt, \end{aligned} \quad (34)$$

with  $\gamma = 0.5772\dots$  (Euler's constant), see Section 5.2 of [41]. Indeed, letting

$$\begin{aligned} U &= S - T \\ V &= \sqrt{S^2+1} - \sqrt{T^2+1} \\ W^2 &= T^2 - S^2, \end{aligned} \quad (35)$$

and writing

$$\frac{1}{y^2 - W^2} = \frac{1}{2W} \frac{1}{y - W} - \frac{1}{2W} \frac{1}{y + W}, \quad (36)$$

one readily finds

$$\begin{aligned} E_{f,inc}(0,0,z;z') &= \frac{ikS}{W} \exp\{ikaW\} \int_{ka(U-W)}^{ka(V-W)} \frac{\exp(it)}{t} \, dt \\ &\quad - \frac{ikS}{W} \exp\{-ikaW\} \int_{ka(U+W)}^{ka(V+W)} \frac{\exp(it)}{t} \, dt. \end{aligned} \quad (37)$$

However, this form is not very convenient when one is interested in simple and effective approximations of  $E_{f,inc}$ . Furthermore, the integration limits  $ka(V \pm W)$ ,  $ka(U \pm W)$  can

become very large in modulus and are complex in the case that  $S > T$ .

The following observation can be made. The integral expression in Eq. (31) for  $E_{f,inc}$  is such that in many cases the function  $(y^2 - T^2 + S^2)^{-1}$  can be considered as being nearly constant. Letting  $U$  and  $V$  as in Eq. (35), we have displayed in Table 1 the ratio

$$\frac{U^2 - T^2 + S^2}{V^2 - T^2 + S^2} = \frac{S}{(S^2 + 1)^{1/2}} \bigg/ \frac{(S^2 + 1)^{1/2} - (T^2 + 1)^{1/2}}{S - T}, \quad (38)$$

of the extreme values of  $(y^2 - T^2 + S^2)^{-1}$  on the integration range as a function of  $S \in [0, 5T]$ , where  $T$  is fixed at the value 8. Note that the right-hand side of Eq. (38) equals

$$f'(S) \bigg/ \frac{f(S) - f(T)}{S - T}; \quad f(X) = (X^2 + 1)^{1/2}, \quad (39)$$

which is a ratio of the derivative and a differential quotient of the very smoothly behaved function  $f$ .

$S$	$\frac{U^2 - T^2 + S^2}{V^2 - T^2 + S^2}$	$S$	$\frac{U^2 - T^2 + S^2}{V^2 - T^2 + S^2}$
0.0	0.000	7.0	0.999
0.5	0.483	8.0	1.000
1.0	0.745	9.0	1.001
2.0	0.921	12.0	1.002
3.0	0.968	20.0	1.002
4.0	0.985	30.0	1.002
5.0	0.993	40.0	1.001

TABLE 1 Numerical values of the ratio  $\frac{U^2 - T^2 + S^2}{V^2 - T^2 + S^2}$  for a fixed value of  $T = 8$ .

The table shows that somewhat beyond the value  $S = 1$  the function  $(y^2 - T^2 + S^2)^{-1}$  can be regarded as almost constant. Hence, accurate approximations to  $E_{f,inc}$  can be found in the form

$$\begin{aligned} E_{f,inc}(0, 0, z; z') & \\ & \approx \frac{2ikS}{\hat{y}^2 - T^2 + S^2} \int_{S-T}^{\sqrt{S^2+1} - \sqrt{T^2+1}} \exp\{ikay\} dy \\ & = \frac{2S \left( \exp\left\{ika \left[ \sqrt{S^2+1} - \sqrt{T^2+1} \right]\right\} - \exp\{ika(S-T)\} \right)}{a(\hat{y}^2 - T^2 + S^2)} \end{aligned} \quad (40)$$

where  $\hat{y}$  is a number chosen between the integration limits  $S - T$  and  $\sqrt{S^2 + 1} - \sqrt{T^2 + 1}$ .

### 4.3 Analytic expression for the Debye integral

We have immediately from Eq. (20) that

$$\begin{aligned} E_D(0, 0, z; z') & = -\frac{1}{z - z_f} \times \\ & \left( \exp\{ik(z - z_f)\} - \exp\left\{ik(z - z_f)\sqrt{1 - s_0^2}\right\} \right). \end{aligned} \quad (41)$$

Recall that, also see Figure 1,

$$z - z_f = z - z' - (z_f - z') = aS - aT \quad (42)$$

$$\sqrt{1 - s_0^2} = T / \sqrt{T^2 + 1}. \quad (43)$$

Thus there results

$$\begin{aligned} E_D(0, 0, z; z') & \\ & = \frac{\exp\left\{ika(S-T)/\sqrt{T^2+1}\right\} - \exp\{ika(S-T)\}}{a(S-T)}. \end{aligned} \quad (44)$$

Note that the choice  $\hat{y} = S - T$  in Eq. (40) gives

$$\frac{\exp\left\{ika \left[ \sqrt{S^2+1} - \sqrt{T^2+1} \right]\right\} - \exp\{ika(S-T)\}}{a(S-T)}, \quad (45)$$

for the right-hand side and this comes quite close to the right-hand side of Eq. (44) since

$$\frac{\sqrt{S^2+1} - \sqrt{T^2+1}}{S-T} = f'(X) = \frac{X}{\sqrt{X^2+1}} \quad (46)$$

for some  $X$  between  $S$  and  $T$ , see Eqs. (38) and (39).

We now have at our disposal exact analytic expressions for the complete Rayleigh integral  $E_f$ , see Eq. (23), and for the Debye integral  $E_D$ , see Eq. (44). Note that the expression for the Debye integral is even with respect to the quantity  $S - T$  which leads to (conjugate) symmetry with respect to the geometrical focus at the position  $S = T$ . For the incomplete Rayleigh integral, we either use the basic expression in Eq. (16) or we use the semi-analytic expression for  $E_{f,inc}$  in Eq. (31), that can be further evaluated by numerical integration. These expressions will be further used in Section 6 of this paper when we discuss various settings that are characteristic for acoustic or optical focused wave fields.

## 5 COMPARISON OF THE EXPRESSIONS IN FOCUS AND AT THE APERTURE

### 5.1 Value in focus ( $z = z_f$ )

We have at  $z = z_f$ , so that  $S = T$ ,

$$E_f(0, 0, z_f; z') = ik \left( \frac{T}{\sqrt{T^2+1}} - 1 \right) + \frac{1}{2a} \frac{1}{T(1+T^2)}, \quad (47)$$

while

$$E_{f,inc}(0, 0, z_f; z') = E_D(0, 0, z_f; z') = ik \left( \frac{T}{\sqrt{T^2+1}} - 1 \right). \quad (48)$$

The proof for the complete Rayleigh integral and for the Debye integral is straightforward from Eq. (23) and Eq. (44), respectively. The proof for the incomplete Rayleigh integral is based on the observations in Subsection 4.2 according to which the result in Eq. (40) becomes exact when  $S \rightarrow T$  and  $\hat{y} = S - T$ . Note that in practice, sufficiently far away from the aperture, the difference between the field values according to Eqs. (47) and (48) will be very small.

### 5.2 Value and behaviour at the aperture ( $z = z'$ )

We have at  $z = z'$ , so that  $S = 0$ ,

$$E_f(0, 0, z'; z') = \frac{1}{aT} \exp\{-ikaT\}, \quad (49)$$

while

$$E_D(0,0,z';z') = \frac{1}{aT} \exp\{-ikaT\} - \frac{1}{aT} \exp\left\{-ikaT/\sqrt{T^2+1}\right\}. \quad (50)$$

These results follow readily from Eqs. (23) and (44), respectively.

The analysis of  $E_{f,inc}$  at  $z = z'$  is more awkward. For instance, the limiting value and behaviour of the right-hand side of Eq. (40) as  $z \rightarrow z'$  ( $S \rightarrow 0$ ) depends on the choice of  $\hat{y}$ . The choice  $\hat{y} = S - T$  and  $S \rightarrow 0$  yields the non-zero limit

$$\frac{1}{aT} \exp\{-ikaT\} - \frac{1}{aT} \exp\left\{-ika(\sqrt{T^2+1}-1)\right\}. \quad (51)$$

On the other hand, when we choose  $\hat{y} = \sqrt{S^2+A^2} - \sqrt{T^2+A^2}$  where  $0 < A \leq 1$ , the right-hand side of Eq. (40) tends to 0 as  $S \rightarrow 0$ . More precisely, we have the limiting behaviour

$$\frac{1}{aA} \left[ \frac{\exp\{-ikaT\}}{(T^2+A^2)^{1/2}-A} - \frac{\exp\left\{-ika(\sqrt{T^2+1}-1)\right\}}{(T^2+A^2)^{1/2}-A} \right] S + \mathcal{O}(S^2) \quad (52)$$

as  $S \rightarrow 0$ , and the factor in front of  $S$  does depend on  $A$ .

The behaviour of the exact expression for  $E_{f,inc}$  as  $z \rightarrow z'$  differs from the approximations just given. This is so since  $E_f$  and  $E_{f,inc}$  differ by a term that becomes only non-negligible when  $kaS$  is of the order of unity or smaller while the approximations (51) and (52) are valid in a much larger range. To better understand this, we note that from Eq. (16) one has

$$E_{f,inc} = -ikS \int_0^1 \frac{\exp\left\{ika\left[\sqrt{S^2+1}-\sqrt{T^2+1}\right]\right\}}{(S^2+\rho^2)\sqrt{T^2+\rho^2}} \rho d\rho, \quad (53)$$

while from Eq. (15) (with  $S = (z - z')/a$ )

$$E_f = -ikS \int_0^1 \frac{\exp\left\{ika\left[\sqrt{S^2+1}-\sqrt{T^2+1}\right]\right\}}{(S^2+\rho^2)\sqrt{T^2+\rho^2}} \rho d\rho + \frac{1}{a} S \int_0^1 \frac{\exp\left\{ika\left[\sqrt{S^2+1}-\sqrt{T^2+1}\right]\right\}}{(S^2+\rho^2)^{3/2}\sqrt{T^2+\rho^2}} \rho d\rho \quad (54)$$

where, for ease of notation, we have omitted the coordinate dependence of the expressions for  $E_f$  and  $E_{f,inc}$ . Thus, the difference between the two is the term on the second line of Eq. (54). The integrals in Eq. (54) are of a very similar nature, but the factors by which they get multiplied are vastly different in order of magnitude. Therefore, the second term in Eq. (54) cannot be neglected anymore only when the additional factor  $1/(S^2+\rho^2)^{1/2}$  in the second integral becomes of the order  $ka$  on a substantial part of the integration range, i.e., roughly when  $kaS \leq 1$ .

Now  $E_f$  tends to a finite limit  $(1/aT) \exp\{-ikaT\} \neq 0$  as  $S \rightarrow 0$  while  $E_{f,inc} \rightarrow 0$  as  $S \rightarrow 0$ . More precisely, we have as an approximation from Eq. (37) when  $0 < kaS \leq 1$

$$E_{f,inc} \approx \frac{ik}{T} \exp(-ikaT) S [\ln(kaS) - C] \quad (55)$$

in which  $C$  is a constant of order unity that we shall ignore below. The quantity  $k \ln(kaS)/T$  by which  $S$  is being multiplied, becomes very large compared to the limit value  $1/aT$  of  $|E_f|$ . Therefore, we see an extremely steep decay to zero of  $|E_{f,inc}|$  when  $kaS$  drops below 1.

## 6 NUMERICAL EXAMPLES AND DISCUSSION OF RESULTS

In this section we discuss some numerical results that have been obtained with the aid of our analytic expressions to illustrate the accuracy of the analytic results and the range of applicability of the approximations involved. We have the following expressions

- Complete Rayleigh integral  $E_f$ , with its on-axis analytic solution according to Eq. (23),
- Incomplete Rayleigh integral  $E_{f,inc}$  with the near-field term omitted, numerical integration using Eq. (16); for this we use a low-order method using an adaptive recursive Simpson rule ('quad' implemented in MATLAB),
- An approximated analytic expression of the incomplete Rayleigh integral  $E_{f,inc}$  according to Eq. (40) with the liberty to substitute an arbitrary value for  $\hat{y}$  between the integration limits  $S - T$  and  $\sqrt{S^2+1} - \sqrt{T^2+1}$ ,
- An analytic result Eq. (44) for the Debye integral  $E_D$ , an approximation of the Rayleigh integral for large values of the wave number  $k$ .

The geometry of the diffraction problem has been chosen such that, with an aperture diameter  $2a = 37$  mm and a radius of curvature of the focused wave front  $R = 71$  mm, the numerical aperture of the focusing field equals 0.2606. The wave number of the radiation field has been chosen  $k = 12736 \text{ m}^{-1}$ , corresponding to a wave length  $\lambda$  of approximately 0.5 mm. These values with typically 100 wave lengths fitting into the aperture are common for acoustic diffraction problems and they also occur in the optical domain when dealing with micro-lenses.

In Figure 2 we have plotted the modulus of the axial field pertaining to the complete Rayleigh integral (blue solid curve), using the analytic expression of Eq. (23). The incomplete Rayleigh integral  $E_{f,inc}$  (dotted green curve), approximated according to Eq. (40) with the choice  $\hat{y} = \sqrt{S^2+1} - \sqrt{T^2+1}$ , closely follows the exact result in the focal region (the normalized distance  $T$  towards the geometrical focus corresponds to a value  $S = 3.70527$ ). Close to the aperture, for  $S < 1$ , substantial deviations are observed. These are mainly due to the approximation that was used in deriving Eq. (40). The third curve, the Debye integral  $E_D$  (dashed red), shows significant deviations from the exact result  $E_f$ . The approximation involved in deriving the Debye integral induces symmetry with respect to the geometrical focus. It can be seen in the figure, that for the relatively small  $k$ -value we used, the Debye approximation is inadequate to reproduce the correct positions of the axial field zeros, the shift of the maximum field value



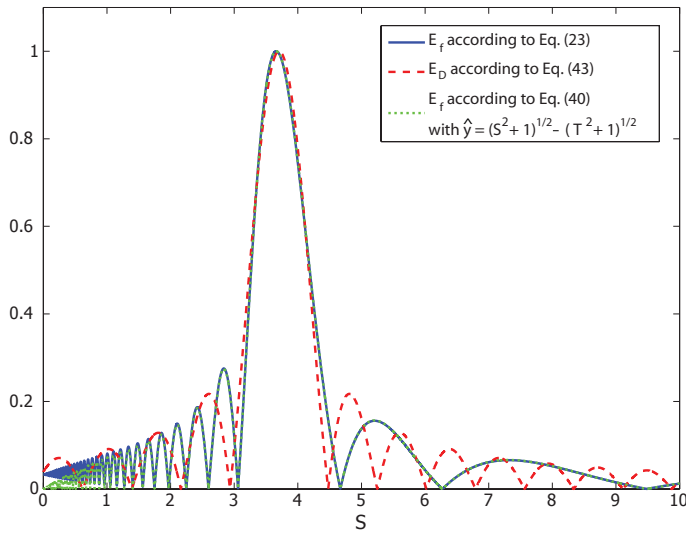


FIG. 2 A comparison of the various exact and approximated expressions for the modulus of the axial field. Blue solid line: exact analytic expression for the Rayleigh integral  $E_f$  according to Eq. (23). Dashed red curve: analytic expression for the Debye integral  $E_D$ , Eq. (44). Dotted green line: analytic expression for the incomplete Rayleigh integral  $E_{f,inc}$  according to Eq. (40) with  $\hat{y} = \sqrt{S^2 + 1} - \sqrt{T^2 + 1}$ , equal to the upper integration limit. Relevant parameter values are: aperture diameter  $2a = 37$  mm,  $R = 71.00$  mm,  $k = 12376$  m<sup>-1</sup> ( $\lambda = 0.493$  mm). The aperture value  $s_0$  equals 0.2606. The normalized distance  $T$  to the geometrical focal point  $F$  corresponds to the value  $S = 3.70527$ .

with respect to the geometrical focus and the inherent asymmetry of the diffracted field with respect to the optimum focus, see also [17], [25], [31] for an analysis of this phenomenon and further examples.

In Figure 3 we highlight the difference between the complete and the incomplete Rayleigh integrals,  $E_f$  and  $E_{f,inc}$ , respectively. In [39], the difference between  $E_f$  and  $E_{f,inc}$  has also been studied, in this case for plane wave illumination. A numerical evaluation of the incomplete Rayleigh integral was compared with the analytic solution for the complete integral. In our case, for converging wave illumination,  $E_f$  (solid blue curve) has been obtained using the analytic result of Eq. (23),  $E_{f,inc}$  (dotted magenta curve) has been calculated by numerical integration of the expression in Eq. (16).

It is seen from the figure that the differences between the complete and incomplete integral are negligible as soon as the observation point has moved out of the near-field region. Very close to the aperture, typically for  $|z - z'| \leq \lambda$ , we observe an important difference. The incomplete integral approaches zero field value while the complete integral correctly reproduces the field at the aperture itself. The steep drop to zero of  $E_{f,inc}$  agrees with the observation made at the end of Subsection 5.2. Note that this behaviour for the converging wave illumination is also visible in Figure 9(a) of [39] for plane wave illumination of a circular aperture. The insert in Figure 3 illustrates this phenomenon that in our example occurs in the axial range  $S \leq 0.03$ .

In Figure 4 we compare the numerically obtained value of  $E_{f,inc}$  and the analytic expression of Eq. (40) that was obtained by introducing an approximation in the integrand of the ex-

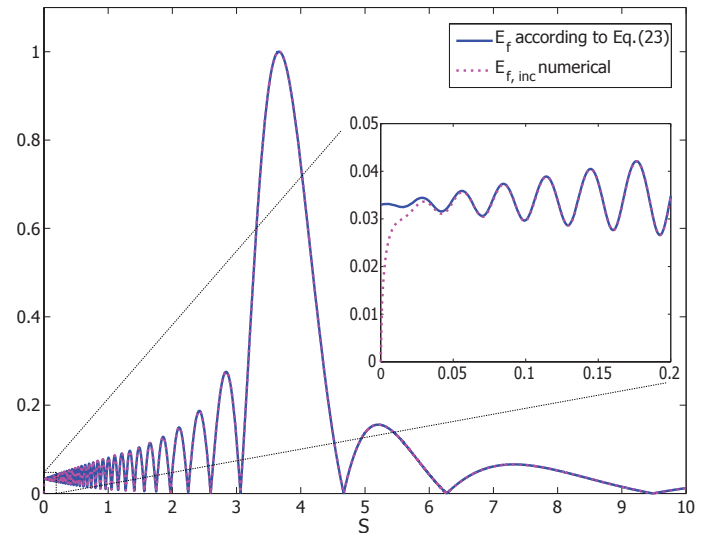


FIG. 3 A comparison of the complete and the incomplete Rayleigh integral,  $E_f$  (blue solid curve) and  $E_{f,inc}$  (dotted magenta curve), respectively.  $E_f$  and  $E_{f,inc}$  have been plotted over a large axial range including the focal region ( $0 < S < 10$ ). The insert shows both curves close to the aperture ( $0 < S < 0.2$ ) where the incomplete Rayleigh integral starts to deviate substantially in the proper near-field region ( $S < 0.03$  or  $z - z' < \lambda$ ).

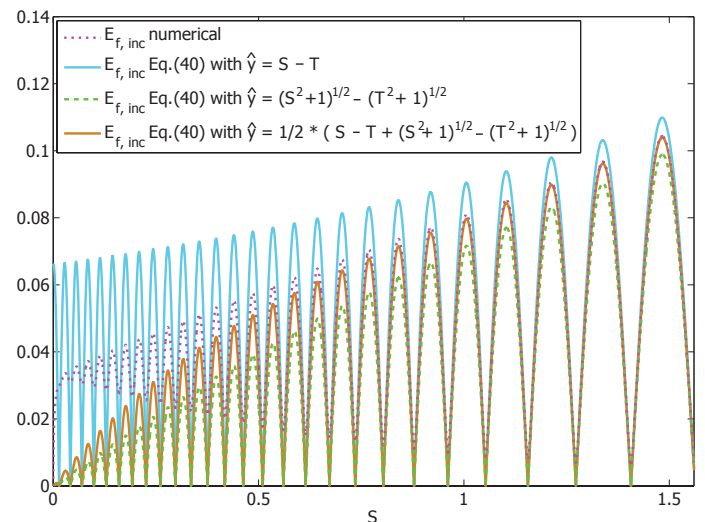


FIG. 4 A detailed analysis of the behaviour of the various analytic expressions in the region closer to the aperture ( $0 \leq S \leq 1.5$ ). The magenta dotted curve corresponds to the incomplete Rayleigh integral  $E_{f,inc}$ , the light blue solid curve and the dotted green curves correspond to approximations of  $E_{f,inc}$  according to Eq. (40) with  $\hat{y}$  equal to the integration limits  $S - T$  and  $\sqrt{S^2 + 1} - \sqrt{T^2 + 1}$ , respectively. The brown solid curve is obtained by using  $\hat{y} = (S - T + \sqrt{S^2 + 1} - \sqrt{T^2 + 1})/2$  in Eq. (40), corresponding to the center of the integration interval.

pression for  $E_{f,inc}$ . A free parameter in obtaining the analytic solution of Eq. (40) is  $\hat{y}$ , that should be chosen between the integration limits  $S - T$  and  $\sqrt{S^2 + 1} - \sqrt{T^2 + 1}$ . From the figure we deduce that the approximated results are reliable for values of  $S$  larger than typically 1.5. For smaller values of  $S$ , the choice of  $\hat{y}$  strongly influences the value of the diffracted field and strong oscillations remain, either around the correct average value ( $\hat{y} = S - T$ ) or with an off-set towards zero (see the curves with  $\hat{y} = \sqrt{S^2 + 1} - \sqrt{T^2 + 1}$  or with  $\hat{y} = (S - T + \sqrt{S^2 + 1} - \sqrt{T^2 + 1})/2$ ). The limiting value for  $S \rightarrow 0$  of the approximating integral for  $E_{f,inc}$  can be obtained

from Eqs. (51) and (52) given the choice of the parameter  $\hat{y}$ . The graphs in Figure 4 with the various parameter settings for  $\hat{y}$  confirm these results for small  $S$ -values but also show the substantial difference between the approximated integral and the numerically obtained result for  $E_{f,inc}$ . We conclude that the approximated analytic result of Eq. (40) should only be used relatively far from the aperture.

Finally, in Figure 5, we keep the aperture and focus geometry fixed but vary the wave number of the radiation and inspect the behaviour of the complete Rayleigh integral  $E_f$  (solid blue curve, Eq. (23)), and the Debye integral (dashed red curve, Eq. (44)). In the upper left graph, the number of wave lengths that fits across the aperture is less than 6, in the lower right graph, this value amounts to 588000. In the first case, we have a situation that is frequently encountered in acoustical problems while the very high  $k$ -values are typical for optical diffraction problems. For instance, the example with  $k = 10^5$  might correspond to an optical microlens with a diameter of 0.3 mm, used in the visible domain of the spectrum; the last example with  $k = 10^8$  mm<sup>-1</sup> may correspond to a telescope objective with a typical diameter of 30 cm. Starting with the low  $k$ -value of  $10^3$ , we immediately see that the (symmetric) Debye integral is a very poor approximation to the field on axis. With the numerical aperture value of 0.2606 for the focusing beam, the agreement is still relatively good, at lower aperture, the divergence between the Rayleigh result and the Debye approximation becomes very important. Earlier studies of the diffraction of a focused beam at low Fresnel number (in our case  $\approx 10$ ) using numerical evaluation of the diffraction integral already revealed the asymmetry of the intensity distribution with respect to the geometrical focal point and the shift of the intensity maximum from the focus towards the aperture, see [7], [24], Figure 1 of [25], [30], [31].

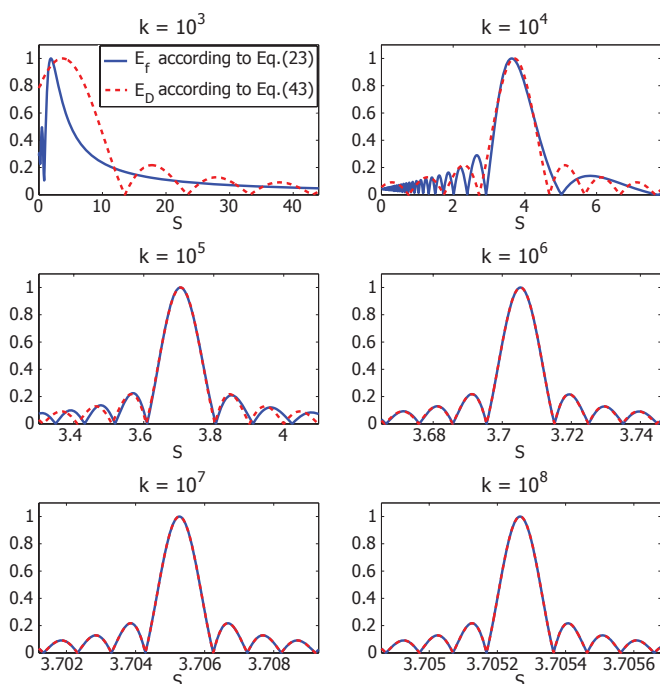


FIG. 5 Plots of the complete Rayleigh integral  $E_f$  (blue solid curves) and the Debye integral  $E_D$  (dashed red curves) for different values of the wave number  $k$  (aperture diameter  $2a$  is 37 mm, numerical aperture ( $a/R$ ) of the focusing beam is 0.2606).

At larger  $k$ -values, the Debye result gradually approaches the exact Rayleigh result and, in the middle right graph, the difference has become imperceptible. This is due to the fact that we are now many wave lengths away from the diffracting aperture and, in our example, the numerical aperture is also sufficiently large with many Fresnel zones fitting in the aperture. We remark that with the very small wave length in the lower right graph ( $\lambda = 63$  nm), the central maximum of the focal field is confined to an axial range of typically  $3.5 \mu\text{m}$ . In many applications, the exact location of this maximum should be known and controlled to within 1% of this range. Well-known examples of such a precise focal setting are found in high-resolution imaging for optical microlithography and inspection microscopy. For that reason, we have checked the possible divergence between the Rayleigh and the Debye integral up to this very high  $k$ -number of  $10^8$  m<sup>-1</sup>. Figure 5 convincingly illustrates why the Debye integral can be used without any problem when imaging with classical optical systems. The lateral extent of the lens aperture is always much larger than the wave length of the incident radiation and the numerical aperture should be sufficiently large to achieve the required image size and image resolution. Together, these conditions lead to a very large number of Fresnel zones in the aperture and allow a safe application of the Debye integral.

## ACKNOWLEDGEMENTS

The authors would like to express their gratitude to an anonymous reviewer who drew their attention to several literature places with relevance for the contents of this paper.

## References

- [1] J.W.S. Rayleigh, "On the passage of waves through apertures in plane screens, and allied problems" *Philos. Mag.* **43**, 259-272 (1897).
- [2] G. Kirchhoff, "Zur Theorie der Lichtstrahlen" *Ann. Phys.* **254**(4), 663-695 (1882).
- [3] L.E. Kinsler, A.R. Frey, A.B. Coppens, and J.V. Sanders, *Fundamentals of acoustics* 176, (Wiley, Hoboken NJ, USA, 1982).
- [4] M. Born, and E. Wolf, *Principles of Optics* (Cambridge University Press, Cambridge, United Kingdom, 1999).
- [5] P. Debye, "Das Verhalten von Lichtwellen in der Nähe eines Brennpunktes oder einer Brennlinie" *Ann. Phys.* **335**(14), 755-776 (1909).
- [6] E. Wolf, and Y. Li, "Conditions for the validity of the Debye integral representation of focused fields" *Opt. Commun.* **39**, 205-210 (1981).
- [7] Y. Li, and E. Wolf, "Three-dimensional intensity distribution near the focus in systems of different Fresnel numbers" *J. Opt. Soc. Am.* **A1**, 801-808 (1984).
- [8] J.J. Stamnes, *Waves in Focal Regions* (Adam Hilger, Bristol, 1986).
- [9] V.S. Ignatowsky, "Diffraction by a lens of arbitrary aperture" *Tr. Opt. Inst. Petrograd* **1**(4), 1-36 (1919).
- [10] B. Richards, and E. Wolf, "Electromagnetic diffraction in optical systems. II. Structure of the image field in an aplanatic system"

- Proc. R. Soc. Lon Ser. A **253**, 358–379 (1959).
- [11] C.J.R. Sheppard, and H.J. Matthews, “Imaging in high-aperture optical systems” *J. Opt. Soc. Am.* **A4**, 1354–1360 (1987).
- [12] J.J.M. Braat, P. Dirksen, A.J.E.M. Janssen, and A.S. van de Nes, “Extended Nijboer-Zernike representation of the vector field in the focal region of an aberrated high-aperture optical system” *J. Opt. Soc. Am.* **A20**, 2281–2292 (2003).
- [13] A.J.E.M. Janssen, S. van Haver, J.J.M. Braat, and P. Dirksen, “Strehl ratio and optimum focus of high-numerical-aperture beams” *J. Europ. Opt. Soc. Rap. Public.* **2**, 07008 (2007).
- [14] S. van Haver, J.J.M. Braat, P. Dirksen, and A.J.E.M. Janssen, “High-NA aberration retrieval with the extended Nijboer-Zernike vector diffraction theory” *J. Europ. Opt. Soc. Rap. Public.* **1**, 06004 (2006).
- [15] S. van Haver, J.J.M. Braat, P. Dirksen, and A.J.E.M. Janssen, “High-NA aberration retrieval with the extended Nijboer-Zernike vector diffraction theory - Erratum” *J. Europ. Opt. Soc. Rap. Public.* **2**, 07011e (2007).
- [16] J.J.M. Braat, S. van Haver, A.J.E.M. Janssen, and P. Dirksen, “Energy and momentum flux in a high-numerical-aperture beam using the extended Nijboer-Zernike diffraction formalism” *J. Europ. Opt. Soc. Rap. Public.* **2**, 07032 (2007).
- [17] J.J.M. Braat, S. van Haver, A.J.E.M. Janssen, and P. Dirksen, “Assessment of optical systems by means of point-spread functions” in *Progress in Optics*, E. Wolf, ed., **51**, 349–468 (Elsevier, Amsterdam, The Netherlands, 2008).
- [18] V. Paeder, T. Scharf, P. Ruffieux, H.P. Herzig, R. Voelkel, and K. Weible, “Microlenses with annular amplitude and phase masks” *J. Europ. Opt. Soc. Rap. Public.* **2**, 07005 (2007).
- [19] H.T. O’Neil, “Theory of focusing radiators” *J. Acoust. Soc. Am.* **21**, 516–526 (1949).
- [20] G.W. Farnell, “Calculated intensity and phase distribution in the image space of a microwave lens” *Can. J. Phys.* **35**, 777–783 (1957).
- [21] H. Osterberg, and L.W. Smith, “Closed solutions of Rayleigh’s diffraction integral for axial points” *J. Opt. Soc. Am.* **51**, 1050–1054 (1961).
- [22] A. Arimoto, “Intensity distribution of aberration-free diffraction patterns due to circular apertures in large F-number optical systems” *Opt. Acta* **23**, 245–250 (1976).
- [23] J.H. Erkkila, and M.E. Rogers, “Diffracted fields in the focal region of a convergent wave” *J. Opt. Soc. Am.* **71**, 904–905 (1981).
- [24] Y. Li, and E. Wolf, “Focal shifts in diffracted converging spherical waves” *Opt. Commun.* **39**, 211–215 (1981).
- [25] J.J. Stamnes, and S. Spjelkavik, “Focusing at small angular apertures in the Debye and Kirchhoff approximations” *Opt. Commun.* **40**, 81–85 (1981).
- [26] B.G. Lucas, and T.G. Muir, “The field of a focusing source” *J. Acoust. Soc. Am.* **72**, 1289–1296 (1982).
- [27] C.J.R. Sheppard, and M. Hrynevych, “Diffraction by a circular aperture: a generalization of Fresnel diffraction theory” *J. Opt. Soc. Am.* **A9**, 274–281 (1992).
- [28] G.W. Forbes, “Validity of the Fresnel approximation in the diffraction of collimated beams” *J. Opt. Soc. Am.* **A13**, 1816–1826 (1996).
- [29] A.A. Asatryan, and G.W. Forbes, “Beyond the Fresnel approximation for focused waves” *J. Opt. Soc. Am.* **A16**, 1958–1969 (1999).
- [30] C.J.R. Sheppard, and P. Török, “Dependence of focal shift on Fresnel number and angular aperture” *Opt. Lett.* **23**, 1803–1804 (1998).
- [31] C.J.R. Sheppard, and P. Török, “Focal shift and the axial optical coordinate for high-aperture systems of finite Fresnel number” *J. Opt. Soc. Am.* **A11**, 2156–2162 (2003).
- [32] Y. Li, “Predictions of Rayleigh’s diffraction theory for the effect of focal shift in high-aperture systems” *J. Opt. Soc. Am.* **A25**, 1835–1842 (2008).
- [33] J. Zemanek, “Beam behavior within the nearfield of a vibrating piston” *J. Acoust. Soc. Am.* **49**, 181–191 (1971).
- [34] J.C. Lockwood, and J.G. Willette, “High-speed method for computing the exact solution for the pressure variations in the nearfield of a baffled piston” *J. Acoust. Soc. Am.* **53**, 735–741 (1973).
- [35] J.E. Harvey, “Fourier treatment of near-field scalar diffraction theory” *Am. J. Phys.* **47**, 974–980 (1979).
- [36] W.H. Southwell, “Asymptotic solution of the Huygens-Fresnel integral in circular coordinates” *Opt. Lett.* **3**, 100–102 (1978).
- [37] W.H. Southwell, “Validity of the Fresnel approximation in the near field” *J. Opt. Soc. Am.* **71**, 7–14 (1981).
- [38] A.M. Steane, and H.N. Rutt, “Diffraction calculations in the near field and the validity of the Fresnel approximation” *J. Opt. Soc. Am.* **A6**, 1809–1814 (1989).
- [39] A.S. Marathay, and J.F. McCalmont, “On the usual approximation used in the Rayleigh-Sommerfeld diffraction theory” *J. Opt. Soc. Am.* **A21**, 510–516 (2004).
- [40] J.J. Stamnes, “Focusing of a perfect wave and the Airy pattern formula” *Opt. Commun.* **37**, 311–314 (1981).
- [41] M. Abramowitz, and I.A. Stegun, *Handbook of Mathematical Functions*, (Dover Publications, New York, 1972)