

Cyanometallates : an underestimated class of molecular sieves

Citation for published version (APA):

Boxhoorn, G., Moolhuysen, J., Coolegem, J. G. F., & Santen, van, R. A. (1985). Cyanometallates : an underestimated class of molecular sieves. *Journal of the Chemical Society, Chemical Communications*, 1985(19), 1305-1307. <https://doi.org/10.1039/C39850001305>

DOI:

[10.1039/C39850001305](https://doi.org/10.1039/C39850001305)

Document status and date:

Published: 01/01/1985

Document Version:

Publisher's PDF, also known as Version of Record (includes final page, issue and volume numbers)

Please check the document version of this publication:

- A submitted manuscript is the version of the article upon submission and before peer-review. There can be important differences between the submitted version and the official published version of record. People interested in the research are advised to contact the author for the final version of the publication, or visit the DOI to the publisher's website.
- The final author version and the galley proof are versions of the publication after peer review.
- The final published version features the final layout of the paper including the volume, issue and page numbers.

[Link to publication](#)

General rights

Copyright and moral rights for the publications made accessible in the public portal are retained by the authors and/or other copyright owners and it is a condition of accessing publications that users recognise and abide by the legal requirements associated with these rights.

- Users may download and print one copy of any publication from the public portal for the purpose of private study or research.
- You may not further distribute the material or use it for any profit-making activity or commercial gain
- You may freely distribute the URL identifying the publication in the public portal.

If the publication is distributed under the terms of Article 25fa of the Dutch Copyright Act, indicated by the "Taverne" license above, please follow below link for the End User Agreement:

www.tue.nl/taverne

Take down policy

If you believe that this document breaches copyright please contact us at:

openaccess@tue.nl

providing details and we will investigate your claim.

Cyanometallates: an Underestimated Class of Molecular Sieves

Gosse Boxhoorn, Jan Moolhuysen, Joop G. F. Coolegem, and Rutger A. van Santen

Koninklijke/Shell-Laboratorium, Amsterdam, (Shell Research B.V.), Badhuisweg 3, Amsterdam, The Netherlands

Cyanometallates display molecular sieving properties, which can be predicted on the basis of their specific structure; very effective separations of C₆ isomers and of CO₂-CH₄ mixtures are reported.

Adsorption properties of cyanides with the general formula M¹_x[M²(CN)₆]_y (*x* and *y* depend on the valency of M¹ and M²) have been reported.¹⁻⁴ As far back as 1912, the uptake of moisture from air and ammonia by ferrocyanides was measured.¹ The adsorption of gases can be explained by assuming the cyanides to have an open-channel structure.^{2c} So

far no data have been published on the use of cyanometallates in actual physical separations, although the data in the literature suggest the existence of attractive molecular sieves based on these complexes.

Here we report some initial results on the molecular sieving properties of the cyanometallates. We restrict ourselves to two

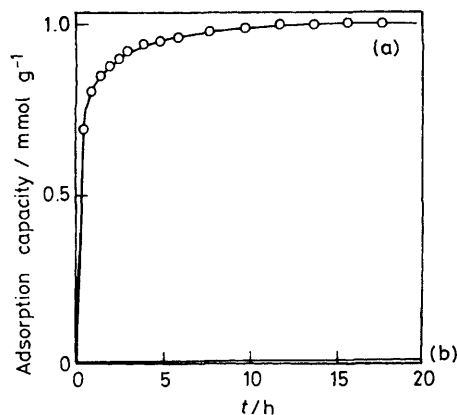


Figure 1. Gravimetric analysis of the adsorption of (a) 3-MP (2.2 kPa) and (b) 2,2-DMB (40 kPa) at 50 °C in $Zn_3[Co(CN)_6]_2$ after dehydration at 310 °C for 1 h.

separation problems: (i) the separation of C_6 isomers: n-hexane (n- C_6), 3-methylpentane (3-MP), and 2,2-dimethylbutane (2,2-DMB); (ii) the separation of CO_2 and CH_4 .

The complexes referred to in this study were prepared by ion exchange in water solutions using standard procedures;¹⁻⁴ some are commercially available. Two methods were used to obtain information on adsorption capacities and diffusion rates: gravimetric analysis[†] and mass spectrometry.[‡] The former measures only the total uptake of the adsorbates, whereas the latter provides information on the actual separation process. Prior to the adsorption measurement, all the complexes were dehydrated completely and their crystallinity was verified by X-ray diffraction. Sorption equilibria and diffusion rates were determined under various conditions of pressure and temperature. Diffusion rates and diffusion coefficients were calculated using the equations of ref. 5.

(i) Figure 1 gives an example of adsorption studies of 3-MP and 2,2-DMB on $Zn_3[Co(CN)_6]_2$ at 50 °C (gravimetric analysis), and shows that $Zn_3[Co(CN)_6]_2$ does not adsorb 2,2-DMB, whereas for 3-MP an adsorption capacity of 1 mmol/g was measured, with a diffusion rate of $0.3 \times 10^{-4} s^{-1}$. (For n- C_6 a similar adsorption capacity was measured with a diffusion rate of $21.0 \times 10^{-4} s^{-1}$ under the same conditions of pressure and temperature.) The adsorption characteristics of $Zn_3[Co(CN)_6]_2$ can be explained by its cubic structure⁶ (Figure 2). As can be deduced from the structure and its stoichiometry, vacancies are created by the omission of 33% of the $[Co(CN)_6]^{3-}$ ions (0.88 nm) in a NaCl-type lattice, charge neutrality being maintained. This structure is preserved after dehydration. Channels can be formed by connecting these vacancies, with pore openings of ca. 0.56×0.86 nm. These openings are large enough for adsorption of both n- C_6 and 3-MP (with kinetic diameters of 0.43 and 0.55 nm, respectively), but too small for adsorption of 2,2-DMB (0.62 nm). This and the fact that the diffusion coefficients are independent of the grain sizes of the crystallites indicate that $Zn_3[Co(CN)_6]_2$ is a true molecular sieve.

(ii) When the cyanide complex possesses no vacancies, e.g. in $Zn[Fe(CN)_5NO]$, small openings in the cubic structure are

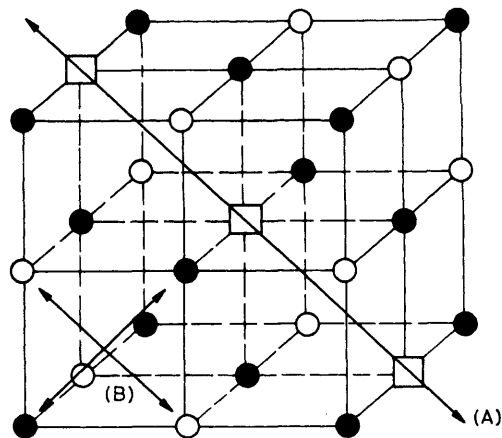


Figure 2. Lattice structure of $M_3[Co(CN)_6]_2$: ●, M^{2+} ions; ○, $Co(CN)_6^{3-}$ ions with the ligands bonded as $Co^{3+}-CN-M^{2+}$; □, vacancies. (A), channel direction; (B), small openings, which make separation of small molecules via $M^I[M^II(CN)_5(NO)]$ type complexes possible. In principle, a more random distribution of vacancies over the lattice can exist in such a way that 4/3 of the 4 $Co(CN)_6^{3-}$ positions in the lattice are unoccupied.

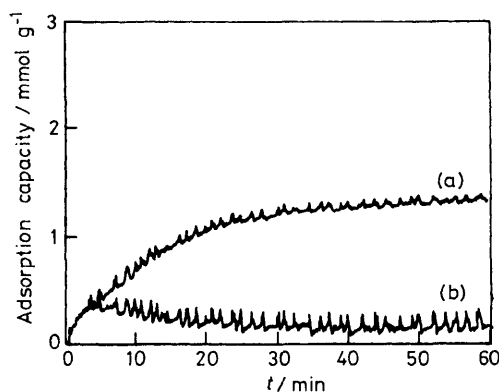


Figure 3. Mass spectrometric measurements on the separation (1.2 bar; 20 °C) of (a) CO_2 and (b) CH_4 on $Zn[Fe(CN)_5(NO)]$ after dehydration at 120 °C for 1 h.

still present, which might enable mixtures of small molecules such as CO_2 and CH_4 to be separated. Results for mass spectrometric measurements of the adsorption of a CO_2-CH_4 gas mixture (1:1 v/v) at 20 °C and 1.2 bar are shown in Figure 3, and show that with a $Zn[Fe(CN)_5NO]$ type cyanide complex, having no vacancies, it is possible to separate small molecules via the openings in its cubic structure. A CO_2 adsorption capacity of 1.3 mmol/g with a diffusion rate of $1.3 \times 10^{-4} s^{-1}$ was measured (1.2 bar; 22 °C). For other cyanometallates under the same conditions of temperature and pressure, CO_2 adsorption capacities of up to 3.6 mmol/g with virtually no CH_4 adsorption were measured; these will be reported elsewhere.⁷

Thus, the cyanometallates $M^I_x[M^II(CN)_6]_y$ form an attractive family of complexes, exhibiting zeolite-like properties. As compared to classical silica-alumina molecular sieves, they have the advantage of allowing a more flexible change of both geometry and dimensions of their pore system, since not only the metal ions, but also the number of vacancies and even the

[†] Sartorius microbalance, type 4410; reading accuracy 1 μ g; typical sample weights 0.5–1 g.

[‡] During the adsorption of the gases the composition of the gas mixture was measured every 10 s with a Balzer quadrupole mass spectrometer. From the change in relative concentrations, the adsorption capacities of the adsorbates can be calculated.

ligand can be varied (e.g. NO or OH for CN). It is of interest that the building unit is the octahedron, instead of the tetrahedron as is the case for zeolites having similar properties. Finally, most cyanometallates undergo a colour change when they are completely dehydrated, which provides an important visual check on their activity.

We conclude that cyanometallates might be attractive in a wide range of molecular sieve applications, for the separation not only of small molecules (N_2-O_2 ; CO_2-CH_4) but also of larger ones (*o*-, *m*-, and *p*-xylene).

We thank Ir. A. G. T. G. Kortbeek, Dr. J. Kuyper, and Dr. R. P. van der Werf for helpful discussions.

Received, 21st June 1985; Com. 875

References

- 1 H. E. Williams, *Chem. World*, 1912, **1**, 43; W. Peters, *Z. Anorg. Chem.*, 1912, **77**, 137.
- 2 G. B. Seifer, *Russ. J. Inorg. Chem.*, (a) 1959, **4**, 841; (b) 1962, **7**, 899; (c) 1962, **7**, 621.
- 3 P. Cartraud, A. Cointot, and A. Renaud, *J. Chem. Soc., Faraday Trans. 1*, 1981, **77**, 1561.
- 4 W. P. Cummings and C. W. Chi, 'Natural Gas Purification with Molecular Sieves,' presented at 27th Canadian Chemical Engineering Conference, Calgary, Alberta, 1978.
- 5 R. M. Barrer, *Adv. Chem.*, 1970, **102**, 1.
- 6 D. F. Mullica, W. O. Milligan, G. W. Beall, and W. L. Reeves, *Acta Crystallogr., Sect. B*, 1978, **34**, 3558.
- 7 B. Pat. Appl. 84/00796 (Shell Int. Research Mij., 1984); J. Kuyper and G. Boxhoorn to be published.