

Mapping approach for 3D mixing simulations

Citation for published version (APA):

Galaktionov, O. S., Kruijt, P. G. M., Anderson, P. D., Peters, G. W. M., & Meijer, H. E. H. (1998). *Mapping approach for 3D mixing simulations*. Poster session presented at Mate Poster Award 1998 : 3rd Annual Poster Contest.

Document status and date:

Published: 01/01/1998

Document Version:

Accepted manuscript including changes made at the peer-review stage

Please check the document version of this publication:

- A submitted manuscript is the version of the article upon submission and before peer-review. There can be important differences between the submitted version and the official published version of record. People interested in the research are advised to contact the author for the final version of the publication, or visit the DOI to the publisher's website.
- The final author version and the galley proof are versions of the publication after peer review.
- The final published version features the final layout of the paper including the volume, issue and page numbers.

[Link to publication](#)

General rights

Copyright and moral rights for the publications made accessible in the public portal are retained by the authors and/or other copyright owners and it is a condition of accessing publications that users recognise and abide by the legal requirements associated with these rights.

- Users may download and print one copy of any publication from the public portal for the purpose of private study or research.
- You may not further distribute the material or use it for any profit-making activity or commercial gain
- You may freely distribute the URL identifying the publication in the public portal.

If the publication is distributed under the terms of Article 25fa of the Dutch Copyright Act, indicated by the "Taverne" license above, please follow below link for the End User Agreement:

www.tue.nl/taverne

Take down policy

If you believe that this document breaches copyright please contact us at:

openaccess@tue.nl

providing details and we will investigate your claim.

Mapping approach for 3D mixing simulations

O.S.Galaktionov, P.G.M.Kruijt, P.D.Anderson,
G.W.M.Peters, H.E.H.Meijer

Eindhoven University of Technology,
Faculty of Mechanical Engineering,
Section Materials Technology,
P.O. Box 513, NL 5600 MB Eindhoven



Introduction

The mapping approach, based on a discretized description of marked fluid distribution (*coarse grain density* [1]) was previously used for efficient analysis of mixing in 2D time periodic and 3D space periodic flows. The goal of the current work is to extend this approach and test its applicability to 3D time periodic flows.

Application of 3D mapping technique

Stokes flow in a cubic cavity, caused by consecutive motions of two opposite walls, as shown in Figure 1, was used as a test example (an approximate velocity field was used).

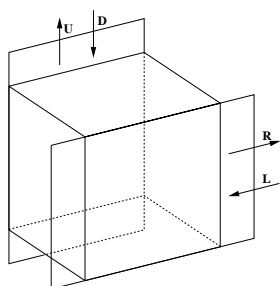


Fig. 1 Scheme of the flow domain

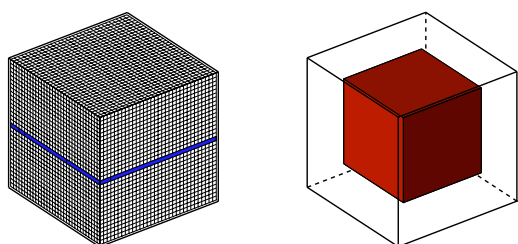


Fig. 2 Discretization of the flow domain (left) and initial distribution of marked fluid (right).

The mapping matrix was built for sliding of the front wall to the left over the cavity length. Other mappings are obtained using flow symmetry. The flow domain was subdivided into $32 \times 32 \times 32$ cells, except thin surface layer (1%) which was formally considered as single extra cell. Boundaries of cells were tracked in the flow using adaptive front tracking and intersections of deformed cells with the original ones computed, providing mapping matrix entries. A parallel algorithm was used to reduce computation time. From the more than 10^9 entries of the mapping matrix only 191,375 (0.018%) are non-zero (sparse storage is used). This matrix has to be computed only *once*. After that, using customary sparse matrix routines, a single mapping takes only a fraction of second of CPU time.

Results

The technique is applied here to compare two different mixing protocols: 2-step **RU** (see Fig.1 for notations) with unidirectional wall movements and 4-step **RULD** with reversed movements. Wall displacement in every step was equal twice the cavity length.

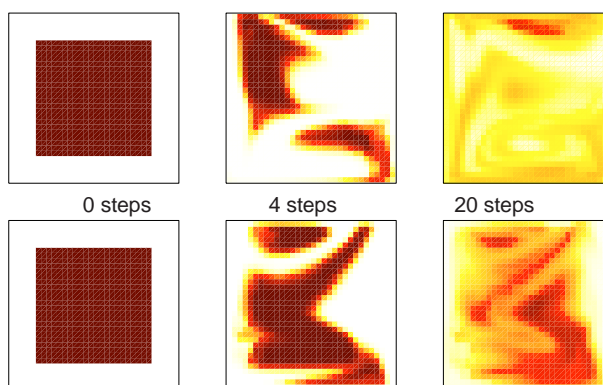


Fig. 3 Results of mixing in 2-step (upper row) and 4-step (bottom row) protocols. The horizontal mid-plane, marked in Fig. 2 is shown.

Results, presented in Fig. 3, show that 4-step protocol with the same energy input achieves a less uniform mixture (while in 2D cavity flows reverse motions usually increase mixing efficiency). Intensity of segregation for the whole domain after 20 steps is 0.26, compared with 0.06 for 2-step protocol. This shows that protocols with reverse flow may not always be more efficient in the 3D case. More definite analysis will require higher resolution.

Conclusions

The first tests confirmed that the mapping approach can be also used for studying mixing in 3D time-periodic flows, including comparison of different mixing protocols. Even a relatively low resolution allows to capture basic mixing patterns.

Future work

The flow under study will be investigated using higher resolution (reducing effect of numerical diffusion) and accurate velocity field. Next, the technique can be applied on more general flows.

References:

- [1] TUCKER, III, C.L.: in *Mixing in Polymer Processing*, ed. Rauwendaal, C., Marcel Dekker Inc., N.Y., 1991.