

Miniaturized mechanical testing of polymers

Citation for published version (APA):

Kuzmin, O., Hutter, M., & Breemen, van, L. C. A. (2014). *Miniaturized mechanical testing of polymers*. Poster session presented at Mate Poster Award 2014 : 19th Annual Poster Contest.

Document status and date:

Published: 01/01/2014

Document Version:

Accepted manuscript including changes made at the peer-review stage

Please check the document version of this publication:

- A submitted manuscript is the version of the article upon submission and before peer-review. There can be important differences between the submitted version and the official published version of record. People interested in the research are advised to contact the author for the final version of the publication, or visit the DOI to the publisher's website.
- The final author version and the galley proof are versions of the publication after peer review.
- The final published version features the final layout of the paper including the volume, issue and page numbers.

[Link to publication](#)

General rights

Copyright and moral rights for the publications made accessible in the public portal are retained by the authors and/or other copyright owners and it is a condition of accessing publications that users recognise and abide by the legal requirements associated with these rights.

- Users may download and print one copy of any publication from the public portal for the purpose of private study or research.
- You may not further distribute the material or use it for any profit-making activity or commercial gain
- You may freely distribute the URL identifying the publication in the public portal.

If the publication is distributed under the terms of Article 25fa of the Dutch Copyright Act, indicated by the "Taverne" license above, please follow below link for the End User Agreement:

www.tue.nl/taverne

Take down policy

If you believe that this document breaches copyright please contact us at:

openaccess@tue.nl

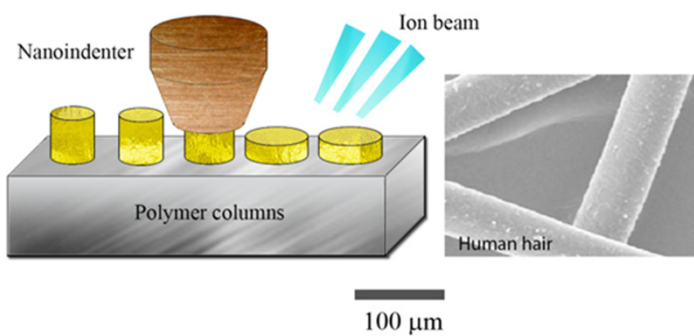
providing details and we will investigate your claim.

Miniaturized mechanical testing of polymers

Oleksii V. Kuzmin, Markus Hütter, Lambert C.A. van Breemen

Objectives and goals

Polymers are an interesting class of materials due to their ease of processability, high toughness, and low cost. These materials are widely used in many areas of our life, starting from commodity products to state of the art devices for biomedical engineering. Usually, samples of macroscopic size are used to study the mechanical behavior of polymers in the solid state, e.g. elasticity, yielding, and strain hardening [1].



While this is a viable route for commodity polymers, the more special the polymers under consideration are, the availability of material becomes increasingly limited. By virtue of the recent rapid development of ion beams, the preparation of various 3D objects at smaller scales becomes possible and well controllable. Polymer samples with a desired shape can thus be produced, tested and analyzed at microscale [2].

Future work and perspectives

On the one hand, we strive to perform small-sample tests that are representative of the behavior of macroscopic samples. On the other hand, we also consider aspects in the mechanical behavior that is characteristic for small scales, but absent on macroscopic scales.

Literature

[1]. Tom A.P. Engels, Leon E. Govaert, & Han E.H. Meijer, *Polymer science: A comprehensive reference* (2), (Elsevier, 2012), p.p. 723-747

[2]. Oleksii V. Kuzmin, Yutao T. Pei and Jeff T.M. De Hosson, *Microscopy and Microanalysis*, 20 (05), 1581-1584 (2014)

Methods and results

- Sample preparation by focused ion beam (FIB) milling of polymer microbeams with FEI Nova600i NanoLab
- Microcompression tests of 20–40 μm sized microbeams with a tungsten flat punch of 40 μm in diameter by the Nanoindenter XP (MTS Instruments)




Fig. 1. Top view of polystyrene (PS) bubble-like drops on well-polished metallic substrate ribbon before FIB milling (a), and FIB top-milled polymer beams with \varnothing 20 μm and aspect ratios about unity (b).

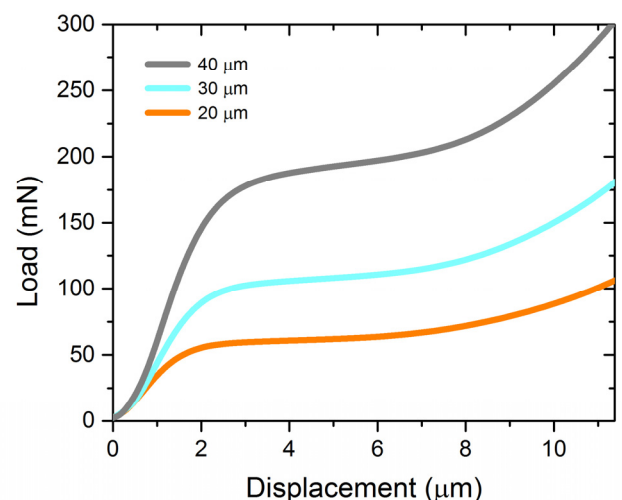


Fig. 2. Load-displacement curves of 20 μm , 30 μm and 40 μm cylinder-shape SU-8 polymer microbeams after microcompression under load-rate controlled mode at 10^{-2} s^{-1} .