

Nonlinear optical compound, nonlinear optical medium, method of manufacturing a nonlinear optical medium and device for doubling the frequency of a light wave

Citation for published version (APA):

Meijer, E. W., Hoeve, ten, W., Nijhuis, S., Rikken, G. L. J. A., & Havinga, E. E. (1990). Nonlinear optical compound, nonlinear optical medium, method of manufacturing a nonlinear optical medium and device for doubling the frequency of a light wave.

Document status and date:

Published: 01/01/1990

Document Version:

Publisher's PDF, also known as Version of Record (includes final page, issue and volume numbers)

Please check the document version of this publication:

- A submitted manuscript is the version of the article upon submission and before peer-review. There can be important differences between the submitted version and the official published version of record. People interested in the research are advised to contact the author for the final version of the publication, or visit the DOI to the publisher's website.
- The final author version and the galley proof are versions of the publication after peer review.
- The final published version features the final layout of the paper including the volume, issue and page numbers.

[Link to publication](#)

General rights

Copyright and moral rights for the publications made accessible in the public portal are retained by the authors and/or other copyright owners and it is a condition of accessing publications that users recognise and abide by the legal requirements associated with these rights.

- Users may download and print one copy of any publication from the public portal for the purpose of private study or research.
- You may not further distribute the material or use it for any profit-making activity or commercial gain
- You may freely distribute the URL identifying the publication in the public portal.

If the publication is distributed under the terms of Article 25fa of the Dutch Copyright Act, indicated by the "Taverne" license above, please follow below link for the End User Agreement:

www.tue.nl/taverne

Take down policy

If you believe that this document breaches copyright please contact us at:

openaccess@tue.nl

providing details and we will investigate your claim.

EP0396172B1

Publication Title:

Nonlinear optical compound, nonlinear optical medium, method of manufacturing a nonlinear optical medium and device for doubling the frequency of a light wave

Abstract:

The invention relates to a nonlinear optical medium and a device comprising such a nonlinear optical medium which can be suitably used to double the frequency of red light, while forming blue light. The nonlinear optical medium comprises a polymer matrix and nonlinear optical compounds which contain a substituted sulphone group as the electron-acceptor group.

Data supplied from the esp@cenet database - <http://ep.espacenet.com>



Europäisches Patentamt
European Patent Office
Office européen des brevets



Publication number: **0 396 172 B1**

(12)

EUROPEAN PATENT SPECIFICATION

- (45) Date of publication of patent specification: **24.08.94** (51) Int. Cl.⁵: **C08F 220/34**, G02F 1/35,
C08F 246/00
- (21) Application number: **90201004.0**
- (22) Date of filing: **23.04.90**

- (54) **Nonlinear optical compound, nonlinear optical medium, method of manufacturing a nonlinear optical medium and device for doubling the frequency of a light wave.**

(30) Priority: **27.04.89 NL 8901069**

(43) Date of publication of application:
07.11.90 Bulletin 90/45

(45) Publication of the grant of the patent:
24.08.94 Bulletin 94/34

(84) Designated Contracting States:
DE FR GB NL

(56) References cited:
EP-A- 0 313 474
EP-A- 0 313 475
EP-A- 0 313 476
EP-A- 0 313 477
US-A- 4 801 670

(73) Proprietor: **N.V. Philips' Gloeilampenfabrieken**
Groenewoudseweg 1
NL-5621 BA Eindhoven (NL)

(72) Inventor: **Meijer, Egbert Willem**
c/o INT. OCTROOIBUREAU B.V.,
Prof. Holstlaan 6
NL-5656 AA Eindhoven (NL)
Inventor: **Ten Hoeve, Wolter**

c/o INT. OCTROOIBUREAU B.V.,
Prof. Holstlaan 6
NL-5656 AA Eindhoven (NL)
Inventor: **Nijhuis, Sjef**
c/o INT. OCTROOIBUREAU B.V.,
Prof. Holstlaan 6
NL-5656 AA Eindhoven (NL)
Inventor: **Rikken, Gerardus Ladislaus Johan-**
nes Andreas
c/o INT. OCTROOIBUREAU B.V.,
Prof. Holstlaan 6
NL-5656 AA Eindhoven (NL)
Inventor: **Havinga, Edsko Enno**
c/o INT. OCTROOIBUREAU B.V.,
Prof. Holstlaan 6
NL-5656 AA Eindhoven (NL)

(74) Representative: **Weening, Cornelis et al**
INTERNATIONAAL OCTROOIBUREAU B.V.,
Prof. Holstlaan 6
NL-5656 AA Eindhoven (NL)

Note: Within nine months from the publication of the mention of the grant of the European patent, any person may give notice to the European Patent Office of opposition to the European patent granted. Notice of opposition shall be filed in a written reasoned statement. It shall not be deemed to have been filed until the opposition fee has been paid (Art. 99(1) European patent convention).

EP 0 396 172 B1

Description

The invention relates to a nonlinear optical compound which comprises an electron donor group and an electron acceptor group which are linked by a π -conjugated system, wherein the electron acceptor group is a sulphone group.

The invention also relates to a nonlinear optical medium which comprises a polymer matrix and polarly ordered nonlinear optical compounds, said nonlinear optical compounds comprising an electron donor group and an electron acceptor group which are linked by a π -conjugated system.

The invention further relates to a method of manufacturing a nonlinear optical medium.

The invention also relates to a device for doubling the frequency of a light wave, a fundamental light wave being led through a nonlinear optical medium, so as to form a second harmonic wave.

Non-linear optical compounds and a device in the form of a planar waveguide are described in European Patent Application EP 254921, in which a fundamental light wave is generated by means of an YAG laser having a wavelength of 1064 nm. Crystalline methylnitroaniline (MNA) is used as the nonlinear optical compound. By means of the device, green light having a wavelength of 532 nm is obtained. The light wave thus obtained, whose frequency is doubled, is called second harmonic wave.

Another known nonlinear optical compound is 4-dimethylamino-4'-nitrostilbene (abbreviation: DANS). Compounds such as MNA and DANS are called $D\pi A$ compounds, wherein D denotes an electron donor group such as an amino group, A denotes an electron acceptor group such as a nitro group and π denotes a π -conjugated system such as a benzene ring. Nonlinear optical (NLO) effects which can be generated with such compounds are the electrooptical effect (Pockels effect) on which electrooptical switches are based and frequency-doubling of laser light. At molecular level, the NLO effect is characterized by the hyperpolarisability β ; at a macroscopic level (many molecules) the NLO effect is characterized by second order nonlinear optical susceptibility $\chi^{(2)}$. Non-NLO compounds have a value $\beta = 0$. Only compounds having a high value of β are important in NLO applications. At macroscopic level the same applies to $\chi^{(2)}$. The above-mentioned $D\pi A$ compounds have a relatively high β value.

A disadvantage of the above-mentioned and many other NLO compounds is that they are unsuitable for doubling the frequency of laser light having a wavelength of approximately 800 nm, because these compounds exhibit a considerable absorption for wavelengths having a doubled frequency, i.e., a frequency of approximately 400 nm. As a consequence hereof, the output of blue laser light is nihil. In practice there is a substantial need for blue laser light, for example, in the field of optical recording. Blue light can be focused more sharply than red light because the size of the focus decreases with shorter wavelengths. In the case of optical recording, the information density increases by a factor of four when blue light is used instead of red light. Also in the case of photochemical processes, blue laser light is more interesting than red laser light because of the larger photochemical activity of blue light. The above-mentioned compounds can, however, be used to generate second harmonic light waves having a wavelength above approximately 530 nm (green), and in applications for electrooptical switches for wavelengths of, for example, 800 nm, 1.06 μm and 1.3 μm .

Compounds as mentioned in the opening paragraph, and planar waveguide devices comprising such compounds, are described inter alia in the European Patent Applications EP-A-0313474, EP-A-0313475, EP-A-0313476 and EP-A-0313477. These documents also disclose π -conjugated compounds comprising substituted phenyl and stilbene groups in combination with a sulphone group. The use of such a sulphone group as an electronacceptor group has the advantage relative to a nitro group that the absorption band is shifted to shorter wavelengths, while maintaining a high value of β . In addition, relatively narrow absorption bands are obtained. Consequently, such a compound can be made transparent at least in the wavelength range between 400 and 800 nm. A further advantage is the satisfactory solubility in other polymers with which layer structures in the form of waveguides can be manufactured. The nitro group does not have a substituent and, consequently, it does not have the possibility to influence the properties of the NLO compound.

The compounds known from documents EP-A-0313474, EP-A-0313475, EP-A-0313476 and EP-A-0313477 suffer from the disadvantage that their β -values are relatively low. In this respect, it is observed that, in general, elongation of the π -conjugated system leads to a desired increase in β . However, elongation of the said π -conjugated system also causes the absorption band to be shifted to longer wavelengths and, in addition, the solubility in polymers to decrease.

According to the invention, this object is achieved by a NLO compound as described in the opening paragraph, which compound is characterized in that the sulphone group comprises a substituent selected from the group formed by alkyl, hydroxyalkyl and alkyl(meth)acrylate, and in that the π -conjugated system is a biphenylene group. Such compounds have a formula as shown in formula 1 of the formula sheet. In this

formula, D denotes an electron donor group and R₁ represents one of the said substituents. By varying the substituent R₁, the properties of such compounds can be influenced, for example the location of the absorption band, the dipole moment, the value of β and the solubility. The dipole moment is important for the orientation (called poling) of the NLO compounds in a polymer matrix by means of an electric field. The orientation process is necessary to obtain a non-centrosymmetrical order of the NLO molecules in a polymer matrix. The resulting polar order of the NLO molecules brings about a high value of $\chi^{(2)}$. The poling operation is carried out by heating the polymer matrix to a temperature above the glass-transition temperature, after which the dissolved NLO molecules are oriented in a strong electric field. After the composition has been ordered, it is frozen-in by cooling to room temperature, the electric field being maintained during cooling. In an article by D.J. Williams in *Angew. Chem.* 96 (1984)637-651 a description is given of poling and further NLO compounds are listed.

Alkyl groups which can be suitably used as substituents are C₁-C₁₀ alkyl groups. The number of carbon atoms of the alkyl group is not critical. However, when the number of carbon atoms increases the NLO effect per molar mass decreases.

Reactive substituents R₁ such as alkyl(meth)acrylate enable the NLO compound to be bonded to the polymer chains of a matrix in a covalent manner. By bonding the NLO molecules to the polymer matrix in a covalent manner, the advantage is obtained that the concentration of NLO molecules can be increased considerably relative to a solution of NLO molecules in a polymer matrix. In the latter case, mostly a concentration of maximally 5 % by weight can be attained. Such NLO compounds comprising an alkyl(meth)acrylate group can be polymerised by themselves to form a (meth)acrylate main chain having NLO side groups. In principle, each monomer unit of the polymer chain can be bonded to such a NLO molecule in a covalent manner, which leads to a high concentration of NLO molecules in the polymer matrix. A suitable polymer main chain is formed by, for example, the class of poly(meth)acrylates, which is a polymer having favourable optical properties and which is transparent at least in the wavelength range from 400 to 800 nm. When the substituent R₁ of the sulphone group of the NLO compound is an alkyl(meth)acrylate group, the NLO compound can be copolymerised with a specific quantity of methylmethacrylate monomers to form a polymer chain of PMMA having NLO molecules which are bonded in a covalent manner as side groups.

As described above, the number of carbon atoms of both the hydroxy-alkyl substituent and the alkyl(meth)acrylate substituent is non-critical. Suitable substituents are, for example, C₁-C₆ hydroxy-alkyl substituents and C₁-C₆ alkyl(meth)acrylate substituents.

A suitable embodiment of the NLO compound according to the invention is characterized in that the electron donor group is a group as shown in formula 2 of the formula sheet, wherein \underline{n} is an integer having a value of at least 1 and R₂ is a substituent selected from the group formed by hydrogen and (meth)acrylate. As has been described hereinabove, a (meth)acrylate substituent enables copolymerisation of the NLO compounds with, for example, (meth)acrylate monomers, or polymerisation of the NLO compounds by themselves to form a (meth)acrylate main chain having NLO side groups. The value of \underline{n} is not critical and may range from, for example, 1 to 6. In general, higher values of \underline{n} reduce the NLO effect per molar mass. If desirable, the substituent R₂ may also be an inert substituent such as an alkyl group or an acetyl group. Another suitable electron-donor group is, for example an alkoxy group having, for example 1-6 C-atoms.

A suitable embodiment of the NLO compound according to the invention is characterized in that the electron-donor group is an amino group according to formula 3 of the formula sheet, wherein \underline{n} is an integer having a value of at least 1, R₃ is a substituent selected from the group formed by hydrogen and alkyl, and R₄ is a substituent selected from the group formed by hydrogen and (meth)acrylate. The alkyl group is, for example a methyl group or an ethyl group and \underline{n} has a value of, for example, 1-4. Longer alkyl groups and higher values of \underline{n} are also possible, however, this would lead to a reduction of the NLO effect per molar mass. By selecting a reactive end group such as (meth)acrylate as the substituent R₄, it becomes possible to bond the NLO compound to the polymer chains of a matrix in a covalent manner, the advantage hereof being the above-mentioned increase in concentration of NLO molecules. In this case, the NLO molecules can be polymerised by themselves or they can be copolymerised with (meth)acrylate monomers.

Other suitable electron-donor groups are the monoalkylamino group such as the monomethylamino group and the monoethylamino group, and the di-alkylamino group such as the dimethylamino group and the diethylamino group.

NLO compounds according to the invention can be bonded to polymer chains of a matrix in a covalent manner by providing the electron-donor groups and/or electron-acceptor groups with reactive substituents. An advantage of the use of the sulphone group as an acceptor relative to the nitro group is the possibility of radicalpolymerisation. In the case of compounds having a nitrogroup as the acceptor and a donor which is substituted with a (meth)acrylate, the chain length remains short in the case of polymerisation, whereas in

the case of corresponding compounds having a sulphone group as the acceptor a long chain is formed.

By providing both the electron-acceptor group and the electron-donor group with reactive substituents such NLO compounds can be copolymerised with, for example, (meth)acrylate monomers, the NLO compounds being incorporated in a covalent manner in polymer networks of, for example, a di-(meth)-
5 acrylate matrix.

It will be clear to those skilled in the art that alkyl groups in the above-mentioned substituents can be substituted individually at will with, for example aryl groups or cycloalkyl groups. The choice of the electron donor determines the location of the absorption maximum and also the minimum wavelength of the light to be doubled in frequency. Relative to the known electron acceptors, the sulphone group has the advantage
10 of a narrow absorption band.

A further object of the invention is, inter alia, to provide a NLO medium in which the minimum wavelength which can be doubled in frequency is reduced, and another object of the invention is, inter alia, to provide a NLO medium which is suitable for doubling the frequency of (laser) light having a wavelength of approximately 800 nm, while forming blue light having a wavelength of approximately 400 nm. According
15 to the invention, this object is achieved by a medium as described in the opening paragraph, which is characterized in that the electron-acceptor group is a sulphone group and in that the π -conjugated system is a biphenylene group. The NLO medium serves to convert the incident fundamental light wave having a frequency ω to a second harmonic wave having a frequency 2ω . An advantage of the NLO medium according to the invention is the transparency to light having a wavelength of approximately 400 nm, so that
20 this medium is suitable for doubling the frequency of light having a wavelength of approximately 800nm, as emitted by a GaAs laser. The medium according to the invention is not (liquid) crystalline but amorphous, so that light scattering is minimal. The substituent R_1 of the sulphone group, such as an alkyl group or an alkoxy group makes it possible to influence the solubility of the NLO compounds in a polymer matrix. A
25 solution of NLO compounds in a polymer matrix such as PMMA, can be prepared by dissolving NLO compounds in the molten polymer or by dissolving the polymer in a suitable solvent and dissolving the NLO compounds in the solution obtained. A polymer in which NLO compounds are dissolved is obtained by evaporating the solvent of the latter solution.

The polar order of the NLO compounds is obtained by poling in an electric field at a temperature above the glass transition temperature of the polymer matrix, after which the order is frozen-in by cooling. This
30 method is described in the above-mentioned article by D.J. Williams. Poling by means of a corona-discharge is also possible, as described by R.B. Comizzoli in J. Electrochem. Soc. Vol. 134 (1987) 424-429.

In European patent Application EP 254921 mentioned in the opening paragraph, a crystal of MNA is used as the NLO medium. Such organic crystals have a number of disadvantages such as a low melting point, a high vapour pressure and brittleness. Moreover, these crystals are difficult to grow and hard to work
35 up into waveguides in the form of thin films or fibres. polymers can be worked up into, for example, thin films in a simple manner, by providing a polymer solution on a substrate by means of spin coating or dip coating, after which the solvent used is evaporated and the polymer film remains.

In European Patent Application EP 262680, a NLO medium is described which is manufactured by heating a liquid crystalline polymer to an isotropic phase, after which the polymer is quickly cooled. The
40 medium thus obtained is isotropic and can only be used for third-order nonlinear optical response due to the lack of a polar order of the NLO compounds. Frequency-doubling (second order NLO effect) cannot be obtained with such a medium. The NLO compounds and NLO media according to the invention are not liquid crystalline.

An embodiment of the NLO medium according to the invention is characterized in that the NLO
45 compounds are bonded to the polymer matrix in a covalent manner. The advantage hereof is the above-described possible increase in concentration of the NLO molecules in the polymer matrix relative to a solution of NLO molecules in a polymer matrix. Also when NLO molecules are bonded to a polymer matrix in a covalent manner, poling is possible under the influence of an electric field if the polymer matrix is heated to a temperature above the glass transition temperature and the composition is frozen-in by cooling
50 after it has been ordered. Moreover, it has been found that with such NLO molecules which are bonded in a covalent manner the decrease of the NLO effect as a function of time is much smaller than with solution of NLO molecules in a polymer matrix. It is alternatively possible to provide both ends of the NLO molecules, i.e. both the electron-donor side and the sulphone-group side, with reactive groups such as (meth)acrylate groups, thereby enabling the NLO molecules to be incorporated in polymer networks via covalent bonds.

An embodiment of the NLO medium according to the invention is characterized in that the polymer
55 matrix is polymethyl-methacrylate. PMMA has the advantage that, inter alia, it is transparent at least in the wavelength range from 400-800 nm, so that it can be suitably used in a blue light producing laser. Moreover, PMMA can be readily worked up into films by dissolving it in, for example, chlorobenzene and

subsequently spin coating it onto a substrate. Other suitable polymer matrix materials are, for example, polystyrene and polysiloxane.

A further object of the invention is to provide a method of manufacturing a NLO medium which can be suitably used to double the frequency of red (laser) light having a wavelength of approximately 800 nm while forming blue (laser) light having a wavelength of approximately 400 nm.

According to the invention, this object is achieved by a method which is characterized in that a solid solution of NLO compounds which comprise a sulphone group as the electron-acceptor group and a biphenylene group as the π -conjugated system in PMMA is heated to a temperature above the glass transition temperature of the solid solution, after which it is poled under the influence of a dc-electric field and the solution is cooled to a temperature below the glass transition temperature. The poling of polymers is described in the above-mentioned article by D.J. Williams. The above-mentioned corona discharge which enables a higher field strength and, hence, a better order of the NLO compounds to be attained may alternatively be used. The said method also circumvents the above-described disadvantages of the use of organic crystals.

An embodiment of the method according to the invention for the manufacture of a NLO medium is characterized in that NLO compounds which comprise a sulphone group with a (meth)acrylate group as the substituent are polymerised either with or without (meth)acrylate monomers, after which the polymer obtained is poled at a temperature above the glass transition temperature under the influence of a dc electric field, after which it is cooled to a temperature below its glass transition temperature. By means of said method, a NLO medium is obtained in which the NLO compounds are bonded to the chains of the polymer matrix in a covalent manner. Such a medium has, inter alia, the above-mentioned advantage viz. the possibility of a higher concentration of NLO compounds. Copolymers of such reactive NLO compounds and (meth)acrylate monomers are to be preferred to homopolymers, because homopolymers crystallise out readily and bring about a disadvantageous light scattering. Dependent upon the mixing ratio of the reactive NLO compounds and the (meth)acrylate monomers, a copolymer can be obtained as the NLO medium having between 0 and 100 mol. % of NLO compounds which are bonded in a covalent manner.

The invention also relates to a device for doubling the frequency of a light wave, in which a fundamental light wave is passed through a NLO medium, so as to form a second harmonic wave, and is characterized in that a medium as described hereinbefore is used as the NLO medium. As described above, the use of such a device in combination with a NLO medium according to the invention, enables red (laser) light having a wavelength of approximately 800 nm to be converted into blue (laser) light having a wavelength of approximately 400 nm. This can be attributed to the fact that, in contrast to, for example, corresponding nitro compounds and cyano compounds the NLO sulphone compounds described hereinbefore exhibit little absorption of both red and blue light.

Besides their use in the said device for doubling the frequency of light, the above-mentioned compounds and media according to the invention can also be suitably used of course for electrooptical switches which are based on the Pockels effect.

The invention will be explained in more detail by means of exemplary embodiments and with reference to the accompanying drawings, in which

Fig. 1 shows the structure of an NLO compound V, not according to the invention, comprising a stilbene group as π -conjugated system,

Fig. 2 shows the structure of an NLO compound XX, not according to the invention, comprising a triphenyl group as π -conjugated system,

Fig. 3 is a diagrammatic representation of a device according to the invention,

Fig. 4 is a cross-sectional view of a device according to the invention,

Fig. 5 is a reaction diagram for the preparation of NLO compounds according to the invention, and

Fig. 6 is another reaction diagram for the preparation of NLO compounds according to the invention.

Exemplary embodiment 1, not according to the invention.

The synthesis of copolymers of type VII (Fig. 1) is shown as an example of NLO polymers based on the sulphone group as the electron acceptor. The fractions of x and y can be chosen at will and vary between 0 and 1, with $x + y = 1$. The preparation of such a copolymer is diagrammatically shown in Fig. 1.

a. preparation of substance I.

A mixture of 100 g of sodium-p-toluenesulphinate (0.56 mol), 120 g of n-hexylbromide (0.73 mol), 6 g of NaI and 300 ml of methanol are refluxed for 20 hours. After cooling, 300 ml of water is added and the

product is extracted with 2 x 250 ml of toluene. The organic layer is washed with 250 ml of water, after which it is dried and evaporated. The residue is heated in a "Kugelrohr" device (100 °C; 1 mbar) in order to remove the n-hexylbromide. The yield is 99.1 g of substance I (0.413 mol).

By reacting hydroxy-alkyl bromide instead of n-hexylbromide with the toluene sulphinate, not the alkylsulphone group but the corresponding hydroxy-alkylsulphone group is formed from which the alkyl-
5 (meth)acrylate-sulphone group is prepared.

b. preparation of substance II.

10 99 g of substance I are refluxed with 93 g of NBS (N-bromosuccinimide) and 100 ml of CCl₄ for 11 hours, with occasional addition of a small quantity of dibenzoyl peroxide. CHCl₃ is added to the cooled reaction mixture, after which the mixture is washed twice with water. After the CHCl₃ has dried and evaporated a crude substance II remains.

15 c. preparation of substance III.

The crude substance II is heated to 110 °C together with some triethyl phosphite. More triethyl phosphite (overall quantity 45 g, 0.27 mol) is added in 10 minutes at a temperature of 105-115 °C. Subsequently, the mixture is heated for half an hour at the same temperature. After it has cooled, a part
20 (approximately 70 %) of this crude reaction mixture is distributed to a Al₂O₃ chromatographic column using toluene/hexane, toluene and chloroform as an eluent. In order of elution appear, in succession, a small quantity of the starting product I, 45 g of a 1:1 mixture of substance I and the desired phosphonate III and 15 g of the pure phosphonate III.

25 d. preparation of substance V. (Wittig reaction).

The above-obtained intermediate fraction of 45 g is mixed with 18 g of aldehyde IV (see below) and 150 ml of DMF (dimethyl formamide). The solution is cooled by means of a cold water bath, after which 2 g of NaH dispersion is added. After stirring for 20 minutes, 1.8 g of NaH dispersion is again added (overall
30 quantity 48.1 mmol). After stirring for 3 hours, 250 ml of water is added and some ethanol. The product V is obtained by filtration and washed with a mixture of water and ethanol. After drying the crude product is recrystallised from toluene, thereby forming 17.3 g of colourless product (39 mmol). ¹H-NMR-spectroscopy (CDCl₃) gives the following results: 0.7-2.0 (m, 19 H), 2.8-3.2 (m, 3 H), 3.6 (t, 2 H), 4.0 (t, 2 H), 6.7-7.9 (m, 10 H).

35

e. preparation of substance IV.

A mixture of 100 g of phydroxybenzaldehyde (0.82 mol), 16 g of NaI, 300 ml of ethanol (96 %) and 54 g of KOH/80 ml of water is heated until a clear solution is obtained. Subsequently, 112 g of 6-chloro-1-
40 hexanol (0.82 mol) are added, after which the mixture is refluxed for 24 hours. After cooling, water is added and the product IV is extracted twice with CHCl₃. After washing with water, drying and evaporating, the crude aldehyde IV is formed which is used as such in the above-mentioned reaction. ¹H-NMR-spectroscopy (CDCl₃) gives the following results:

δ 1.2-2.0 (m, 8H), 3.0 (s, 1 H), 3.4-3.8 (m, 2 H), 4.0 (t, 2 H), 6.8-7.9 (dd, J = 8.4 H), 9.8 (s, 1 H).

45

f. preparation of substance VI.

2.8 g of N,N-dimethylaniline are added to a mixture of 8.26 g of substance V (0.019 mol) in dry CH₂Cl₂. After cooling to 0 °C, 2.4 g of methacryloylchloride in 25 ml of dry CH₂Cl₂ are added dropwise. The
50 reaction mixture is stirred for 3 days at room temperature, after which 500 ml of ice water are added. The product VI is extracted with CH₂Cl₂ and the organic layers are washed with in succession water (3x); 0.1 N H₂SO₄ (3x); water (3x) and subsequently dried over MgSO₄ and evaporated, yielding 7.4 g of the crude substance VI. Column chromatography over Al₂O₃ (activity II/III) with CH₂Cl₂ yields 2.75 g of pure solid white substance VI. ¹H-NMR spectroscopy (CDCl₃) gives the following results:

55 δ 0.9 (t, 3 H), 1.05-1.95 (m, 16 H), 1.95 (q, 3 H), 3.05 (t, 2 H), 4.0 (t, 2 H), 4.15 (t, 2 H), 5.5 (m, 1 H), 6.1 (m, 1 H), 6.7-7.8 (m, 10 H).

The products V and VI are useful NLO compounds and can be dissolved in, for example, a polymer matrix. Product VI can additionally be (co)polymerised into a NLO polymer.

g. preparation of polymer VII. ($x = 0$, $y = 1$).

A solution of 500 mg of product VI and 15 mg of benzoyl peroxide in 10 ml of dry toluene is degassed by means of the freeze-thaw method. The degassed solution is stirred for 3 days at 95 °C, after which methanol is added to the cooled reaction mixture. The polymer VII precipitates from the solution and is filtered off, after which it is thoroughly washed with methanol. The yield is 245 mg of pure polymer VII. The melting point is 80 °C. The weight average molecular weight (\overline{M}_w) is determined by means of gel permeation chromatography relative to PMMA standards and is $1.5 \cdot 10^4$. NMR spectroscopy ($^1\text{H}(\text{CDCl}_3)$) gives the following results:

δ 0.9 (t, 3 H), 1.05-2.1 (m, 21 H), 3.05 (t, 2 H), 3.9 (m, 4 H), 6.6-7.8 (m, 10 H).

A copolymer VII, with $x \neq 0$ and $y \neq 1$ is prepared in an analogous manner by additionally adding methyl methacrylate to the reaction mixture.

Exemplary embodiment 2, not according to the invention.

The synthesis of the polymer of type XXII, the preparation of which is diagrammatically shown in Fig. 2, is shown as an example of NLO polymers based on the sulphone group as an electron acceptor, the amino group as an electron donor and an extensive π -conjugated system. The wavelength at which the absorption is maximal is (λ_{max}) 410 nm and the wavelength above which there is no appreciable absorption ($\lambda_{\text{cut-off}}$) is 500 nm. In contrast to corresponding known NLO polymers comprising a nitro group or cyano group as the electron acceptor, the doubling of the frequency of laser light from 1064 nm to 532 nm can be readily attained by means of the NLO polymers in question.

a. preparation of substance XI.

A mixture of 310 g of sodium-p-toluene sulphinate (1.74 mol), 310 g of n-butylbromide (2.26 mol), 8 g of NaI and 550 ml of ethanol are refluxed for 18 hours. After cooling, water is added and the product is extracted twice with toluene. After washing with water, drying and evaporating 334 g (1.575 mol) of the crude substance XI is formed, which is used as such in the next step.

b. preparation of substance XIV.

A mixture of said crude sulphone XI, 300 ml of CCl_4 and 300 g of NBS (1.685 mol) is refluxed for 8 hours, from time to time a small quantity of dibenzoyl peroxide being added. When this operation is completed, 50 % of product XII is present (established by means of ^1H NMR). After cooling, some toluene is added, after which the mixture is washed twice with water and subsequently dried and evaporated. 30 g of triethylphosphite is added to the residue after which the mixture is heated to 110-120 °C. Subsequently, 120 g of triethylphosphite (overall quantity 0.90 mol) is added in portions at a temperature of 110-120 °C, after which the mixture is heated at 115-125 °C for 30 minutes. In this manner, crude product XIII is obtained. After cooling, 110 g of p-tolualdehyde (0.92 mol) and 300 ml of DMF are added. The mixture is cooled by means of ice water, after which 30 g of NaH dispersion (55-60% in oil, 0.69 mol) are added in portions of 5 g for 1 hour. After stirring for 1 hour at a temperature below 20 °C, water is slowly added and subsequently ethanol is added, so that a precipitate is formed. Said precipitate is filtered off and washed with ethanol. 55 g of stilbene XIV (0.175 mol) are formed. ^1H NMR spectroscopy (CDCl_3) gives the following results.

δ 0.7-2.0 (m, 7 H), 2.3 (s, 3 H), 3.1 (t, 2 H), 7.0-7.9 (m, 10 H).

c. preparation of substance XX.

A mixture of 55 g of stilbene XIV (0.175 mol), 100 ml of CCl_4 , 50 ml of tetrachloroethane and 53 g of NBS (0.30 mol) are refluxed for 3 hours, now and then small quantities of dibenzoyl peroxide being added. NMR spectroscopy shows that the CH_3 signal has largely disappeared. After cooling, the residue is diluted with chloroform and, subsequently, washed twice with water. After drying and evaporating, diethylether is added to the residue after which the precipitated product is isolated by filtration. In this manner, 39.8 g of the desired bromide XV (0.101 mol) are obtained. NMR spectroscopy gives the following results:

δ 0.7-1.9 (m, 7 H), 3.1 (t, 2 H), 4.5 (s, 2 H), 7.1-7.9 (m, 10 H).

Said bromide XV is heated for half an hour together with 50 ml of toluene and 25 ml of triethylphosphate at approximately 110 °C. Subsequently, the mixture is evaporated after which ether is added to

the residue. The solid substance is obtained by filtration and amounts to 37 g of phosphonate XVI (0.082 mol). A mixture of said phosphonate XVI, 130 ml of DMF and 27.5 g of aldehyde XVIII (see below) is cooled by means of a water bath. NaH dispersion (4.6 g; 0.105 mol) is added in two equal portions at intervals of half an hour. In this manner, product XIX is formed. After stirring for 6 hours, a solution of 20 g of KOH in

5 150 ml of methanol is added and the mixture is stored for one night. The precipitate is filtered off, washed with methanol and subsequently dried at 100 °C under vacuum. The crude product is recrystallised from a mixture of approximately 150 ml of xylene and approximately 100 ml of DMF. In this manner, 20.7 g of the orange product XX are obtained. A further 6.4 g of pure product XX are obtained from the filtrate. The overall yield is 27.1 g (53.9 mmol). ¹H-NMR (CDCl₃-DMSO-d₆) gives the following results:

10 δ 0.7-1.0 (t, 3 H), 1.1-1.9 (m, 8 H), 2.8-3.5 (m) and 2.9(s) (10 H), 6.1-7.5 (m, 16 H).

d. preparation of substance XVIII.

A mixture of 250 g of N-methylaniline (2.34 mol) and 300 g of 4-chlorobutylacetate (1.99 mol) is heated

15 to 100-105 °C for 18 hours. After cooling, toluene and water are added to the mixture. Subsequently, NaHCO₃ is slowly added, the layers are separated and the organic layer is washed with water. Subsequently, the mixture is dried and evaporated. The residue is heated in a Kugelrohr device at 120 °C (15 mbar) in order to remove unreacted starting materials. The residue XVII is dissolved in 100 ml of DMF and this solution is added to a mixture of 100 ml of POCl₃ and 250 ml of DMF in one hour, the temperature of

20 the reaction mixture rising to approximately 80 °C. After heating to 70-85 °C for two hours, the mixture is poured onto a water/chloroform mixture. A solution of 380 g of NaOH in water is added in portions while stirring vigorously, the mixture being cooled in this process. The layers are separated, the aqueous layer is extracted by means of chloroform and the organic layers are washed with water, after which they are dried and evaporated. After distillation by means of a Kugelrohr device at 200 °C (0.5 mbar), 224 g (0.90 mol) of

25 aldehyde XVIII are obtained.

¹H NMR spectroscopy (CdCl₃) gives the following results:

δ 1.4-1.7 (m, 4 H), 1.9 (s, 3 H), 3.0 (s, 3 H), 3.1-3.6 (m, 2 H), 3.8-4.1 (t, 2 H), 6.4-7.6 (dd, J=8.4 H), 9.5 (s, 1 H).

30 e. preparation of substance XXI.

1.08 g (12 mmol) of acryloyl chloride in 10 ml of dry CH₂Cl₂ are added dropwise to a cooled solution of 4.6 g (10 mmol) of substance XX, 1.52 g (12 mmol) of N,N-dimethylaniline and 500 ml of dry CH₂Cl₂. The reaction mixture is stirred under a nitrogen atmosphere at room temperature for 5 days, after which 300 ml

35 of water are added. The product is extracted with CH₂Cl₂ and the organic layers are washed with water (3x); 0.1 N H₂SO₄ (3x); 2 % of NaHCO₃ (3x) and water (3x) after which it is dried over MgSO₄ and evaporated at room temperature. Pure acrylate XXI is obtained after crystallisation from toluene. The yield is 2.21 g. The melting point is 275 °C. ¹H-NMR spectroscopy (CDCl₃) gives the following results:

40 δ 0.95 (t, 3 H), 0.9-1.85 (m, 8 H), 2.95 (s, 3 H), 3.05 (t, 2 H), 3.4 (t, 3 H), 4.2 (t, 2 H), 5.6-6.7 (m, 3 H), 6.7-8.0 (m, 16 H).

The products XX and XXI obtained are useful NLO compounds and can be dissolved, for example, in a polymer matrix. Product XXI can be polymerised additionally to form an NLO polymer.

f. preparation of polymer XXII.

45 500 mg of acrylate XXI are dissolved in 15 ml of warm dry toluene. After cooling, 15 mg of dibenzoylperoxide are added and the reaction mixture is degassed by means of the freeze-thaw method. Polymerisation takes place at 95 °C for 3 days. After cooling, methanol is added and the polymer is collected by filtration. After washing thoroughly with methanol and drying in vacuum, 320 mg of polymer

50 XXII are obtained.

Exemplary embodiment 3, not according to the invention.

The hyperpolarisability β of the NLO compounds obtained is determined by means of the EFISH (electric-field-induced second-harmonic generation) method. Said method is described in the above-mentioned article by D.J. Williams. The β -measurements are carried out by means of a Nd:YAG laser having a wavelength of 1.9 μ m, the NLO compounds being dissolved in, for example, dioxan. To measure the second-order nonlinear optical susceptibility $\chi^{(2)}$, the same measuring arrangement is used, but the

measuring operation is carried out at a laser wavelength of 1.064 μm (Nd:YAG laser). A quartz crystal is used as the reference for the measurements. To determine the $\chi^{(2)}$ of the polymers, said polymers are dissolved in CHCl_3 , after which the solution is spin coated onto a quartz substrate which is provided with a ITO (indium-tin-oxide) electrode. The thickness of the film layer is approximately 1 μm . The layer is poled by means of the above-mentioned corona-poling method. Measuring $\chi^{(2)}$ takes place during the poling process. The determination of $\chi^{(2)}$ of the NLO compounds dissolved in PMMA is carried out in the same manner. The dipole moment μ_o of the molecules is determined in a standard manner by measuring the dielectric constant of the solutions of the NLO compounds in dioxan. In the relevant literature the value of β is expressed in esu units, with 1 esu = $4.1888 \cdot 10^{10} \text{m}^4/\text{V}$. The value of $\chi^{(2)}$ is expressed in pm/V, with 1 pm/V = $2.387 \cdot 10^{-9}$ esu.

The result of the measurements are given hereinbelow.

A. Homopolymer VII ($x=0, y=1$).

For the homopolymer VII ($x=0, y=1$) the value of $\chi^{(2)} = 6.6$ pm/V. The wavelength at which the absorption is maximal (λ_{max}) is 335 nm. The wavelength above which there is no appreciable absorption any more ($\lambda_{\text{cut-off}}$) is 410 nm. The refractive index at 650 nm is 1.585 and at 480 nm the refractive index is 1.620. Consequently, the polymer obtained is suitable for doubling the frequency of red laser light, the wavelength of the blue light formed is approximately 400 nm.

B. NLO compounds dissolved in PMMA.

NLO-compound	conc. (wt.%)	$\chi^{(2)}$ (pm/V)
DANS	2 %	4,2
XX	1 %	2,0
V	5 %	0,4

The DANS compound is the above-mentioned NLO compound 4-dimethylamino-4'-nitrostilbene and serves as a comparative example. The compounds XX (Fig. 2) and V (Fig. 1) are compounds according to the invention. The NLO effect of these compounds is less than that of DANS, but the latter compound is not suitable for doubling the frequency of red (laser) light, because λ_{max} and $\lambda_{\text{cut-off}}$ of DANS are 424 nm and 580 nm, respectively. In contrast, λ_{max} and $\lambda_{\text{cut-off}}$ of compound V are 335 nm and 405 nm, respectively.

C. NLO compounds dissolved in dioxan.

NLO-compound	β (esu)	μ_o (D)
DANS	$106 \cdot 10^{-30}$	7.2
XX	$200 \cdot 10^{-30}$	--
V	$10 \cdot 10^{-30}$	6.5

DANS is again used as a comparative example. This compound has a higher value of β than compound V according to the invention, however, as noted under B, DANS is unsuitable for doubling the frequency of red laser light. The value of β for compound V at a wavelength of 810 nm is considerably higher at a value of $45 \cdot 10^{-30}$ esu.

Exemplary embodiment 4, according to the invention.

Fig. 3 diagrammatically shows a device 1 for doubling the frequency of red laser light. Reference numeral 10 denotes a GaAs laser light source by means of which laser light beam 12 having a wavelength of 820 nm is generated. The laser light 12 is incident on a NLO medium 14 according to the invention, in which medium a second harmonic light wave having a wavelength of 410 nm (blue) is generated. The beam 18 emanating from the NLO medium comprises both light having a wavelength of 820 nm and light having a wavelength of 410 nm. A filter 16 is a low-pass filter which obstructs the red light, so that beam 20 only

contains blue light.

Exemplary embodiment 5, according to the invention.

5 Fig. 4 is a diagrammatic cross-sectional view of an embodiment of a device for doubling the frequency of a light wave. A glass substrate 30 is provided with strip-shaped ITO electrodes 32 which are all grounded. Said electrodes have a width of approximately 10 μm and the interspace between them is also approximately 10 μm . A buffer layer 34 of PMMA having a thickness of 1 μm is applied to the ITO electrodes and the glass substrate by means of spin coating a 10 % by weight solution of PMMA in chlorobenzene. A layer 36 having a thickness of 2 μm is applied to said PMMA layer by means of spin coating a 5 % by weight solution of NLO polymer in chlorobenzene. In the same manner, a second buffer layer 38 of PMMA having a thickness of 1 μm is applied to said NLO layer 36. To prevent dissolution of the already applied polymer layers by a spin coating solution, said polymer layers can be provided with a thin barrier layer, for example, of polysiloxane. A coupling-in prism 40 and a coupling-out prism 42 are provided
10 on the NLO layer 36. Apart from the inventive NLO polymer used, the above-described construction of the device is known from an article by A. Buckley et al. in Nato Advanced Research Workshop "Non-linear optical effects in organic polymers", Sophia Antipolis, France, June 1988. By means of the strip-shaped ITO electrodes 32 the NLO polymer layer 36 can be poled in accordance with a pattern to form poled areas 44. The molecules in the areas 44 of the NLO layer 36 are poled by heating the composition shown to
20 approximately 127 °C and, subsequently, subjecting it to a corona discharge. The order of the NLO molecules is frozen-in during cooling, while maintaining the corona discharge. After said operation has been completed, poled areas 44 and unpoled areas 46 are formed in the NLO layer 36. This patterned poling is necessary for the NLO layer to meet the "phase matching" requirement, and is explained further in the above-mentioned article by A. Buckley et al. A beam of laser light 12 having a wavelength of 820 nm which
25 emanates from a GaAs laser (not shown) enters into the NLO layer 36 via the coupling-in prism 40. Blue light is generated in the first poled area 44 through which the beam passes, and in the following unpoled area 46 "phase-matching" without second harmonic generation takes place. This process takes place a number of times after which the beam emerges via the coupling-out prism 42. The emerging beam 18 contains blue light having a wavelength of 410 nm.

30

Exemplary embodiment 6, according to the invention.

Compound XXXII has values of β of $10 \cdot 10^{-30}$ esu at 1907 nm, $35 \cdot 10^{-30}$ esu at 1064 nm, and of $105 \cdot 10^{-30}$ esu at 810 nm. λ_{max} and $\lambda_{\text{cut-off}}$ are 340 nm and 410 nm, respectively. The synthesis of
35 compound XXXII is shown in Fig. 5.

a. preparation of substance XXIII.

A mixture of 100 g of 4-nitrobiphenyl (0.5 mol), 1300 ml of acetic acid and 130 g of iron are refluxed for
40 20 hours. After cooling, the mixture is filtered and poured into 3 l of ice/water. The product is extracted with 2 x 500 ml of CHCl_3 . The organic layer is washed twice with 250 ml of water, after which it is dried and evaporated. The resulting solid product is recrystallised from 96 % ethanol. The yield is 89 g of substance XXIII (85 %).

45 b. preparation of substance XXIV.

56.25 g of substance XXIII is dissolved in 150 ml of DMSO, to which 20 g of powdered KOH is added. The mixture is cooled in ice. Over a period of 20 minutes, 50 ml of CH_3I is added slowly, so that the temperature stays below 30 °C. The mixture is stirred for 5 hours at room temperature and then poured into
50 water. The residue is filtered and washed with water. After recrystallisation from a 1 : 1 mixture of 96 % ethanol and water, 46 g of crystals of substance XXIV are isolated (yield 82 %).

c. preparation of substance XXV.

55 100g of chlorosulfonic acid is slowly added to a solution of 23 g of substance XXIV (0.1 mol) in 200 ml of CH_2Cl_2 , the mixture being cooled in ice/water. The mixture is stirred for 2 hours at room temperature and then poured in ice. The product is extracted with 2 x 150 ml of CHCl_3 . The CHCl_3 layer is washed twice with water (150 ml) and dried. After evaporation 16.8 g of compound XXV is obtained as a slowly solidifying

oil.

d. preparation of substance XXVI.

5 16.8 g of powdered substance XXV (0.052 mol) is added to a solution of 25 g of Na_2SO_3 in 500 ml water. A 50 % solution of NaOH in water is added to maintain a pH higher than 7. The mixture is stirred for 20 hours at room temperature and then acidified with sulfuric acid. The residue is filtered and neutralised with a solution of Na_2CO_3 in water. The solution is extracted with CHCl_3 . The water layer is evaporated, yielding 12.4 g of solid substance XXVI (0.041 mol).

10

e. preparation of substance XXX.

To a solution of 4 g of substance XXVI in 90 ml methanol and 10 ml water, 5 ml of CH_3I is added. After refluxing for 8 hours, 150 ml of water is added. The turbid liquid is extracted with CHCl_3 , which is then dried and evaporated. The yield is 2.3 g of solid substance XXX.

15

f. preparation of substance XXXI.

2.0 g of substance XXX is refluxed for 48 hours with 50 ml of concentrated HCl and 25 ml of water. The residue that results after cooling is filtered and stirred with NaOH in water and toluene. Filtration of the reaction mixture results in a crude product XXXI.

20

g. preparation of substance XXXII.

25 The crude product XXXI is refluxed for 24 hours in 25 ml of acetone with 2 ml of CH_3I . After concentration of the mixture by evaporation, it is stirred with a 10 % solution of NaOH in CHCl_3 . The CHCl_3 layer is separated and dried. After evaporation the crude product XXXII is obtained, which is recrystallised from ethanol.

30

Exemplary embodiment 7.

Compound XXIX has values of β of 11.10^{-30} esu at 1907 nm, 39.10^{-30} esu at 1064 nm, and of 110.10^{-30} esu at 810 nm. λ_{max} and $\lambda_{\text{cut-off}}$ are 342 nm and 405 nm, respectively. The value of μ_o is 6.0 D. The synthesis of compound XXIX is shown in Fig. 6.

35

a. preparation of substance XXVII.

12.4 g of substance XXVI (0.041 mol, see example 6, step d) is refluxed with 7.3 g of 6-chlorohexanol-1 (0.054 mol) and 1 g of NaI in a mixture of 100 ml ethanol and 50 ml water. After 18 hours of refluxing, the mixture is concentrated by evaporation and poured in water. The resulting suspension is extracted with 2 x 100 ml of CHCl_3 , which is then dried and evaporated, yielding 10.2 g of substance XXVII (0.027 mol, 65 %).

40

b. preparation of substance XXVIII.

10.2 g of substance XXVII is boiled for 48 hours with 200 ml of concentrated HCl and 200 ml water. After cooling, the residue is filtered and stirred with 15 g of NaOH in 150 ml water and 250 ml toluene. Filtration of the reaction mixture yields the crude product XXVIII.

45

c. preparation of substance XXIX.

50

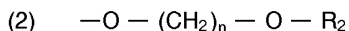
The crude substance XXVIII is refluxed for 24 hours in 100 ml of acetone with 5 ml of CH_3I . The reaction mixture is concentrated by evaporation and stirred with a 10 % solution of NaOH in water and CHCl_3 . After 1 hour, the CHCl_3 layer is separated, dried and evaporated. The crude product can be recrystallised from a mixture of ethanol and chloroform, yielding 6.2 g of crystals of substance XXIX.

55

Claims

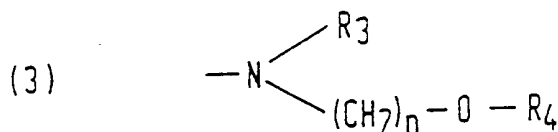
1. A nonlinear optical compound comprising an electron donor group and an electron acceptor group which are linked by a π -conjugated system, wherein the electron acceptor group is a sulphone group characterized in that said sulphone group contains a substituent selected from the group formed by alkyl, hydroxyl alkyl and alkyl(meth)acrylate and in that the π -conjugated system is a biphenylene group.

2. A nonlinear optical compound as claimed in Claim 1, characterized in that the electron-donor group is a group as shown in formula 2



wherein n is an integer having a value of at least 1 and R_2 is a substituent selected from the group formed by hydrogen and (meth)acrylate.

3. A nonlinear optical compound as claimed in Claim 1, characterized in that the electron-donor group is an amino group according to the formula 3



wherein n is an integer having a value of at least 1, R_3 is a substituent selected from the group formed by hydrogen and alkyl, and R_4 is a substituent selected from the group formed by hydrogen and meth-(acrylate).

4. A nonlinear optical medium which comprises a polymer matrix and polarly ordered nonlinear optical compounds, the nonlinear optical compounds comprising an electron donor group and an electron acceptor group which are linked by a π -conjugated system, characterized in that the electron-acceptor group is a sulphone group and in that the π -conjugated system is a biphenylene group.

5. A nonlinear optical medium as claimed in Claim 4, characterized in that the nonlinear optical compounds are compounds as claimed in Claim 1, 2 or 3.

6. A nonlinear optical medium as claimed in Claim 4 or 5, characterized in that the nonlinear optical compounds are bonded to the polymer matrix in a covalent manner.

7. A nonlinear optical medium as claimed in Claim 4, 5 or 6, characterized in that the polymer matrix is a poly(meth)acrylate.

8. A method of manufacturing a nonlinear optical medium, in which a solid solution of nonlinear optical compounds comprising a sulphone group as the electron-acceptor group and a biphenylene group as the π -conjugated system in polymethylmethacrylate is heated to a temperature above the glass temperature of the solid solution, after which it is poled under the influence of an electric dc-field and the solution is cooled to a temperature below the glass transition temperature.

9. A method of manufacturing a nonlinear optical medium as claimed in Claim 6, in which nonlinear optical compounds comprising a sulphone group having a (meth)acrylate group as the substituent are polymerised either with or without (meth)acrylate monomers, after which the polymer obtained is poled at a temperature above the glass transition temperature under the influence of an electric dc-field, and, subsequently, cooled to a temperature below the glass transition temperature.

10. A device for doubling the frequency of a light wave, in which a fundamental light wave is passed through a nonlinear optical medium, so as to form a second harmonic wave, characterized in that the

nonlinear optical medium is a medium as claimed in Claim 4, 5, 6 or 7.

Patentansprüche

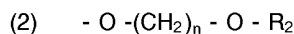
- 5 1. Nichtlineare optische Verbindung, die eine durch ein π -konjugiertes System verbundene Elektronendonatorgruppe und Elektronenakzeptorgruppe aufweist, wobei die Elektronenakzeptorgruppe eine Sulphongruppe ist, dadurch gekennzeichnet, daß die Sulphongruppe einen Substituenten aufweist, selektiert aus der Gruppe, die durch Alkyl, Hydroxyalkyl und Alkyl(methyl)acrylat gebildet wird, und daß das π -konjugierte System eine Biphenylengruppe ist.
- 10 2. Nichtlineare optische Verbindung nach Anspruch 1, dadurch gekennzeichnet, daß die Elektronendonatorgruppe eine Gruppe ist, wie in der Formel 2 dargestellt, wobei n eine ganze Zahl mit einem Wert von wenigstens 1 ist und R₂ ein Substituent, selektiert aus der Gruppe, gebildet durch Wasserstoff und (Meth)acrylat ist.
- 15 3. Nichtlineare optische Verbindung nach Anspruch 1, dadurch gekennzeichnet, daß die Elektronendonatorgruppe eine Aminogruppe nach der Formel 3 ist, wobei n eine ganze Zahl mit einem Wert von wenigstens 1 ist, R₃ ein Substituent, selektiert aus der Gruppe, gebildet durch Wasserstoff und Meth(acrylat) ist.
- 20 4. Nichtlineares optisches Medium mit einer Polymermatrix und polar geordneten nichtlinearen optischen Verbindungen, wobei die nichtlinearen optischen Verbindungen eine Elektronendonatorgruppe und eine Elektronenakzeptorgruppe aufweisen, die durch ein π -konjugiertes System verbunden sind, dadurch gekennzeichnet, daß die Elektronenakzeptorgruppe eine Sulphongruppe ist und daß das π -konjugierte System eine Biphenylengruppe ist.
- 25 5. Nichtlineares optisches Medium nach Anspruch 4, dadurch gekennzeichnet, daß die nichtlineare optische Verbindungen Verbindungen nach Anspruch 1, 2 oder 3 sind.
- 30 6. Nichtlineares optisches Medium nach Anspruch 4 oder 5, dadurch gekennzeichnet, daß die nichtlineare optische Verbindungen auf gleichwertige Weise mit der Polymermatrix verbunden werden.
7. Nichtlineares optisches Medium nach Anspruch 4,5 oder 6, dadurch gekennzeichnet, daß die Polymermatrix ein Poly(meth)acrylat ist.
- 35 8. Verfahren zum herstellen eines nichtlinearen optischen Mediums, wobei eine feste Lösung nichtlinearer optischer Verbindungen mit einer Sulphongruppe als Elektronenakzeptorgruppe und einer Biphenylengruppe als π -konjugiertes System in Polymethylmethacrylat auf eine Temperatur über der Glasübergangstemperatur der festen Lösung erhitzt wird, wonach der Stoff unter dem Einfluß eines elektrischen Gleichstromfeldes gepolt wird und die Lösung auf eine Temperatur unter der Glasübergangstemperatur abgekühlt wird.
- 40 9. Verfahren zum Herstellen eines nichtlinearen Mediums nach Anspruch 6, wobei nichtlineare optische Verbindungen mit einer Sulphongruppe mit einer (Meth)acrylatgruppe als Substituent entweder mit oder ohne (Meth)acrylatmonomeren polymerisiert werden, wonach das erhaltene Polymer unter dem Einfluß eines elektrischen Gleichstromfeldes bei einer Temperatur über der Glasübergangstemperatur gepolt wird ybd danach, auf eine Temperatur unter der Glasübergangstemperatur abgekühlt wird.
- 45 10. Einrichtung zur Verdoppelung der Frequenz einer Lichtwelle, wobei eine Grundlichtwelle durch ein nichtlineares optisches Medium geführt wird zum Bilden einer zweiten harmonischen Welle, dadurch gekennzeichnet, daß das nichtlineare optische Medium ein Medium nach Anspruch 4, 5, 6 oder 7 ist.
- 50

Revendications

- 55 1. Composé optique non linéaire comportant un groupe d'électrons donneurs et un groupe d'électrons accepteurs reliés par un système conjugué π , dans lequel le groupe d'électrons accepteurs est a groupe de sulfone, caractérisé en ce que ledit groupe de sulfone comporte un substituant choisi parmi le groupe constitué d'alkyle, d'hydroxylalkyle et d'alkyl(méth)acrylate et en ce que le système conjugué

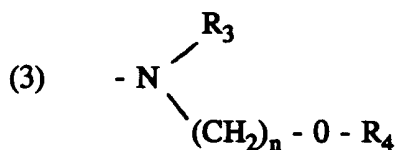
π est un groupe de biphénylène.

2. Composé optique non linéaire selon la revendication 1, caractérisé en ce que le groupe d'électrons donneurs est un groupe comme illustré dans la formule 2



dans laquelle n est un entier présentant une valeur qui est au moins égale à 1 et dans laquelle R_2 est un substituant choisi parmi le groupe constitué d'hydrogène et de (meth)acrylate.

3. Composé optique non linéaire selon la revendication 1, caractérisé en ce que le groupe d'électrons donneurs est un amino-groupe selon la formule 3



dans laquelle n est un entier présentant une valeur qui est au moins égale à 1, dans laquelle R_3 est un substituant choisi parmi le groupe constitué d'hydrogène et d'alkyle, et dans laquelle R_4 est un substituant choisi parmi le groupe constitué d'hydrogène et de (meth)acrylate.

4. Milieu optique non linéaire comportant une matrice polymère et des composés optiques non linéaires ordonnés polairement, lesdits composés optiques non linéaires comportant un groupe d'électrons donneurs et un groupe d'électrons accepteurs reliés par un système conjugué π , caractérisé en ce que le groupe d'électrons accepteurs est un groupe de sulfone et en ce que le système conjugué π est un groupe de biphénylène.

5. Milieu optique non linéaire selon la revendication 4, caractérisé en ce que les composés optiques non linéaires sont des composés selon la revendication 1, 2 ou 3.

6. Milieu optique non linéaire selon la revendication 4 ou 5, caractérisé en ce que les composés optiques non linéaires sont liés à une matrice polymère d'une manière covalente.

7. Milieu optique non linéaire selon la revendication 4, 5 ou 6, caractérisé en ce que la matrice polymère est un poly(méth)acrylate.

8. Procédé de fabrication d'un milieu optique non linéaire, suivant lequel une solution solide de composés optiques non linéaires comportant un groupe de sulfone comme groupe d'électrons donneurs et un groupe de biphénylène comme système conjugué π est chauffée dans le polyméthylacrylate à une température située au-dessus de la température de transition du verre de la solution solide, après quoi on détermine les pôles de ladite solution sous l'influence d'un champ électrique à courant continu et que ladite solution est refroidie jusqu'à une température située au-dessous de la température de transition du verre.

9. Procédé de fabrication d'un milieu optique non linéaire selon la revendication 6, suivant lequel des composés optiques non linéaires comportant un groupe de sulfone présentant comme substituant un groupe de (méth)acrylate sont polymérisés avec ou sans monomères de (méth)acrylate, après quoi sous l'influence d'un champ électrique à courant continu on détermine les pôles du polymère ainsi obtenu à une température située au-dessus de la température de transition du verre et que subséquentement ledit polymère est refroidi jusqu'à une température située au-dessous de la température de transition du verre.

10. Dispositif pour doubler la fréquence d'une onde lumineuse, dans lequel une onde lumineuse fondamentale est passée à travers un milieu optique non linéaire de manière à former une deuxième onde harmonieuse, caractérisé en ce que le milieu optique non linéaire est un milieu selon la revendication 4,

5, 6, ou 7.

5

10

15

20

25

30

35

40

45

50

55

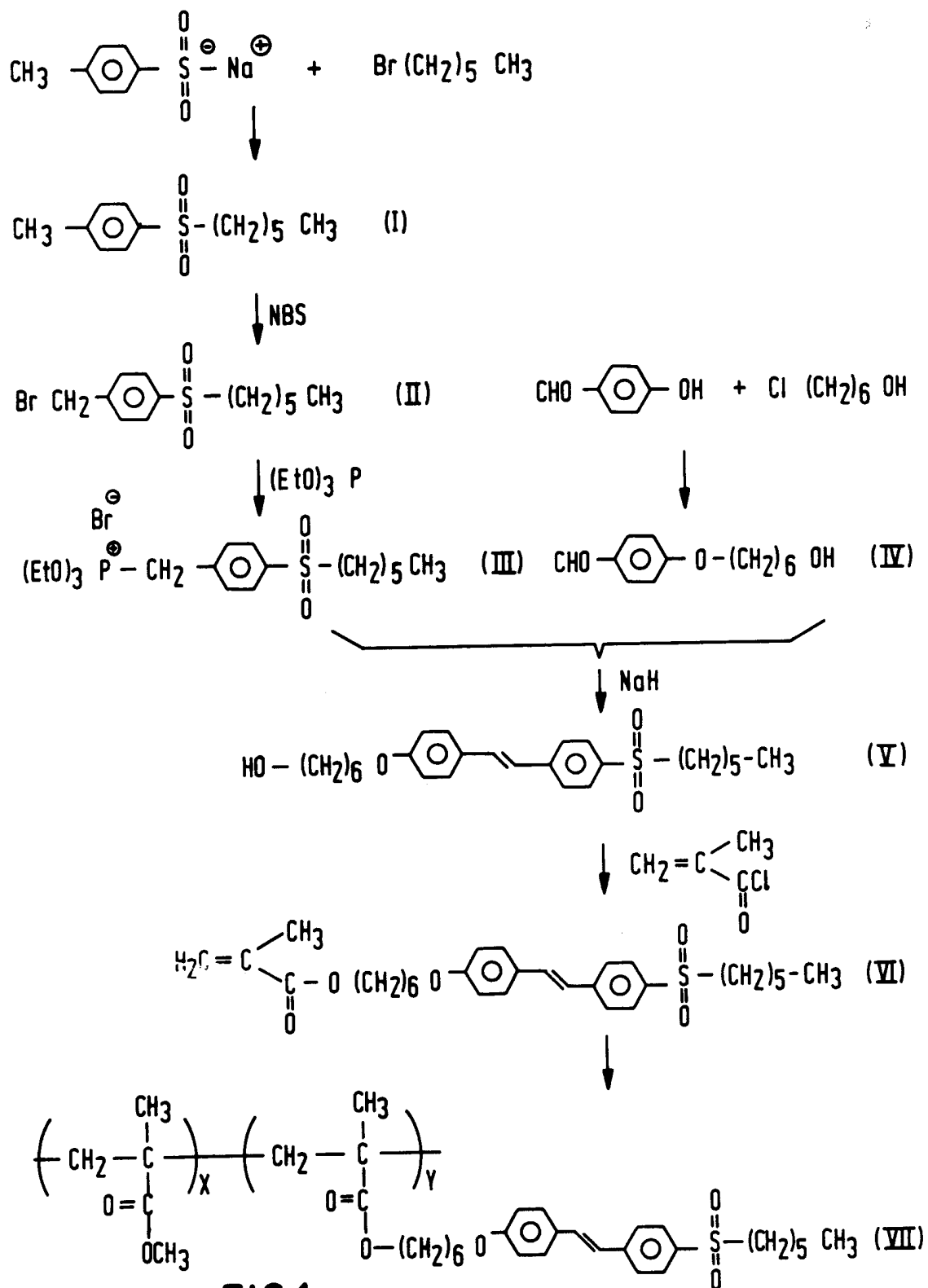
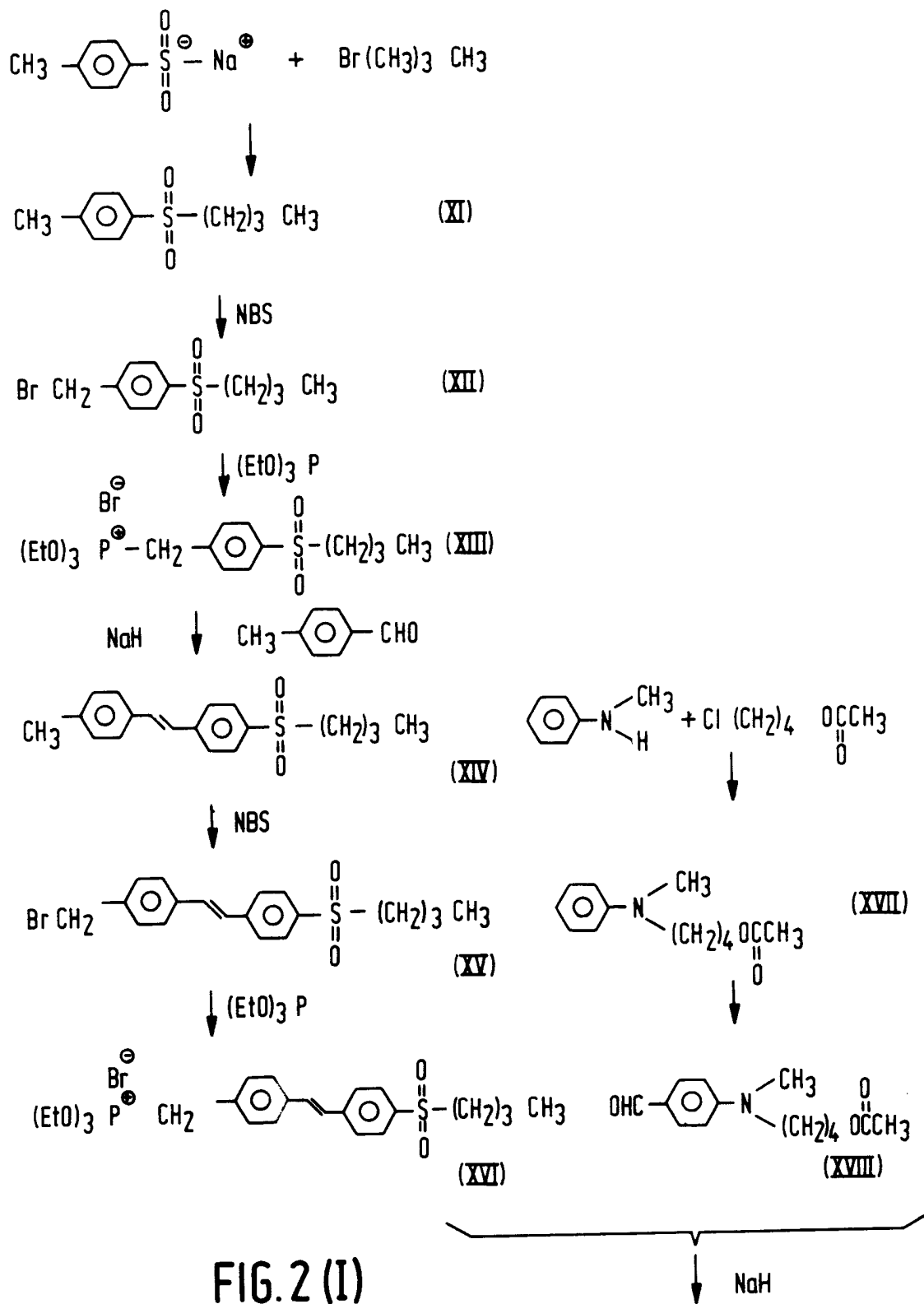


FIG.1



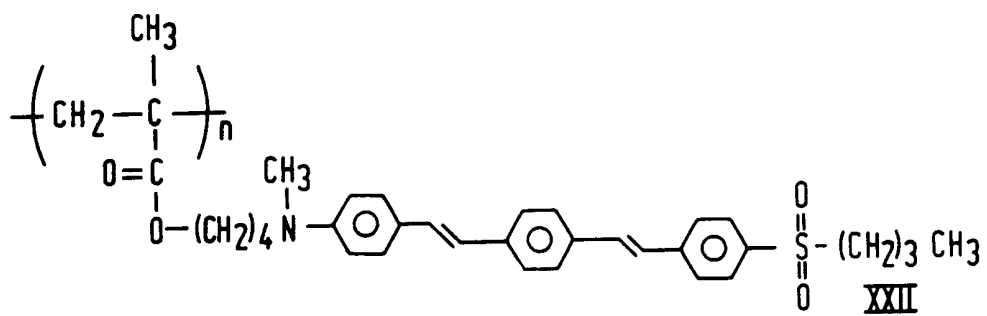
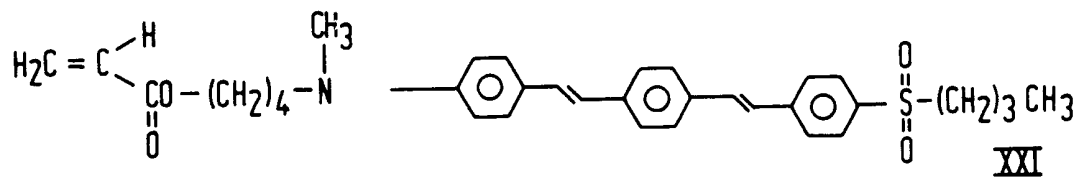
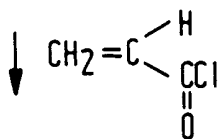
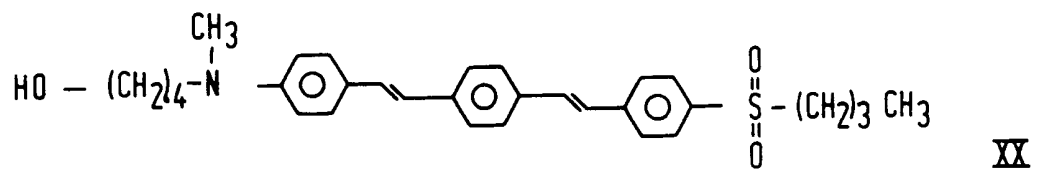
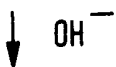
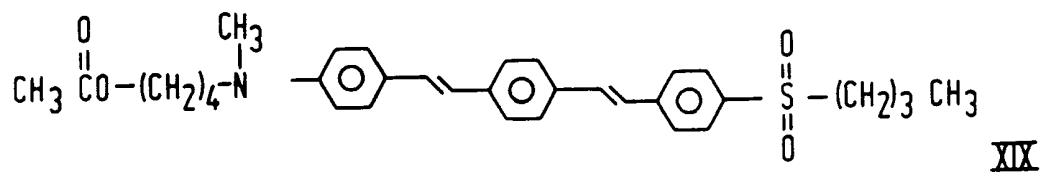


FIG. 2 (II)

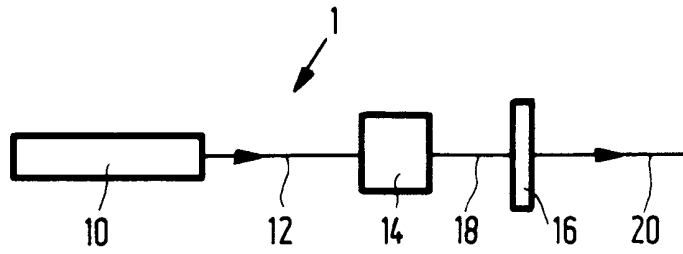


FIG. 3

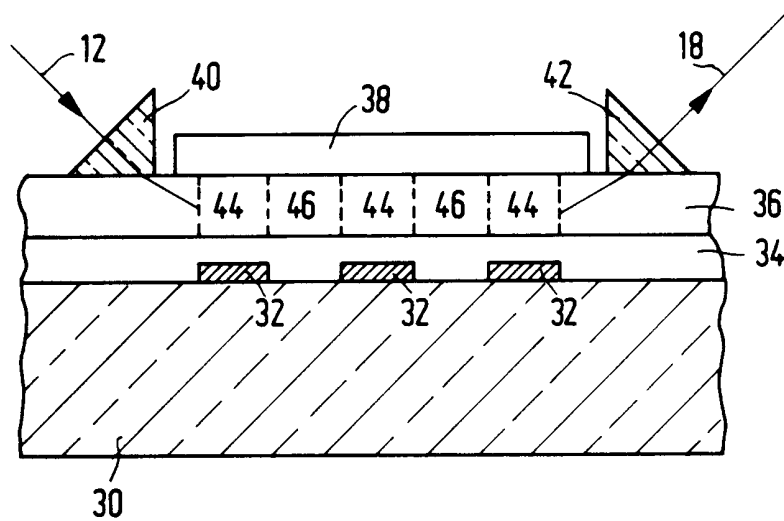


FIG. 4

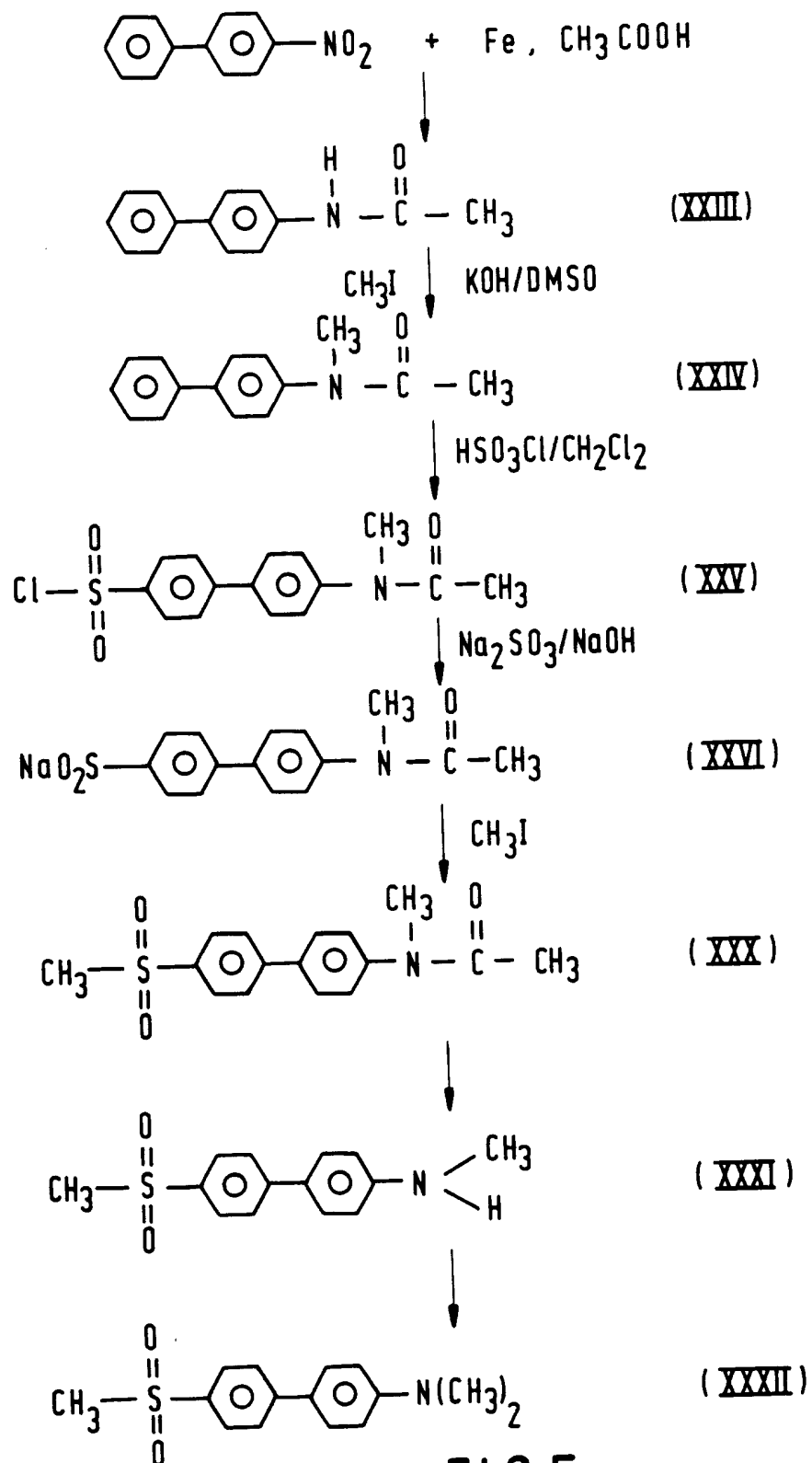


FIG.5

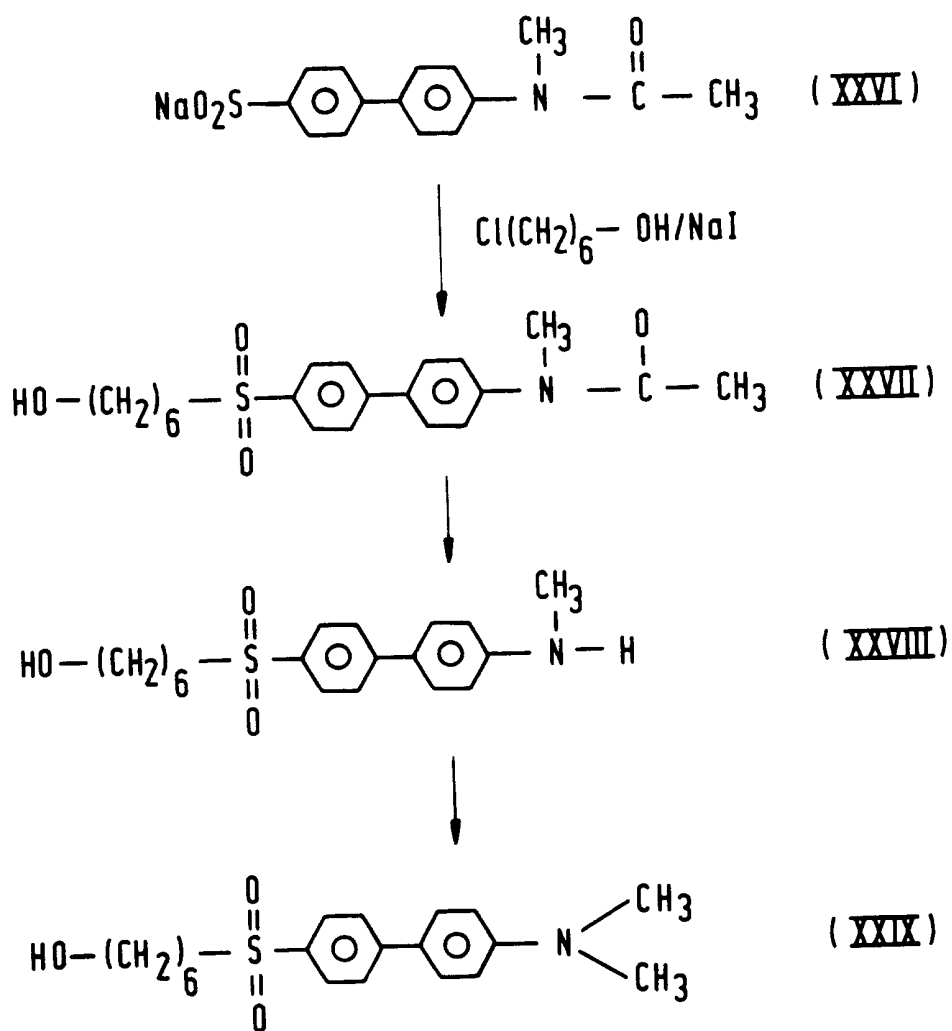


FIG.6

